

2025



RENIN

CLOSET DOOR COLLECTION



MKTD 4860

**HO**SUPPLY

## **Full line of bypass, bifold, and pivot closet doors**

Ideal for Multifamily maintenance, new construction, and renovations.

## **Endless design and upgrade possibilities**

From commodity standards to modern finishes

**MODEL BY0120 / IN-STOCK**

Slimline Framed with Clear Mirror Insert

# Closet Doors

Sometimes, what's within your closet needs a bit of covering up. Save space in small rooms by adding a sliding closet door to your enclosures, utilize a bifold closet door to stack up on style or try a pivot closet door to replace any memories of having a basic closet.



**PARSONS  
FLUSH PANEL**  
BY0100BWWT / IN-STOCK



**GEORGIAN  
6-PANEL**  
BY0106BWWT / IN-STOCK



**ASHBURY  
2P SQUARE**  
BY0108BWPR / Special Order



**SLIMLINE FRAMED  
MIRROR**  
BY0120 / BY0220 / IN-STOCK




**CONTEMPORARY  
FRAMED MIRROR**  
BY0230ASCL / Special Order



**FRAMED MIRROR  
BIFOLD**  
BI0221BWCL / Special Order



**3-LITE FROSTED  
GLASS**  
EU2030BWFG / Special Order




**HARMONY MIRROR  
BYPASS**  
EU3210PW / Special Order




**3-LITE BIFOLD  
GLASS**  
EU3150IA / Special Order



**1-LITE PIVOT  
GLASS**  
PV5401ES / Special Order



**4-LITE BYPASS  
BLACK**  
CO485 / Special Order



**ROOM DIVIDER  
SYSTEMS**  
7041 / Special Order



# Flush Panel Design Closet Doors

Sliding Bypass Doors are the perfect closet doors for any room. Smoothly rolling from side to side, they give you full access to all of the space in your closet.



## Frame Finish / Color



Bright White

## Features & Benefits

- Easy-Hang hardware allow doors to lift and hook onto the top roll track system for fast installation
- Easy to maintain, light-weight prefinished flat white boards
- Adjustable Easy-Hang hardware correct out-of-square door openings improving installation appearance and operation
- Low profile Invisi-Track provides a hazard-free opening that allows for easy cleaning and smooth traveling doors
- Slimline steel frame with integrated handle design
- Top roll sliding system with Quick-Click Anti-Jump bottom guide Connector ensures doors do not disengage from the track

## Technical Specifications


### Model Name: Parsons

Product Number	BY0100BWWT
Frame Finish / Color	Bright White
Function	Sliding Bypass
Door Insert Type	Prefinished (Painted White) Panel Board
Door Frame Type	Steel
Track Type	Top Roll System   Steel
Product Grade	Residential/Commercial

Size	Renin Model #	HD Supply Part #	THD Pro Pack Article #
48" x 80"	BY0100BWWT048080	833155	1001806245
60" x 80"	BY0100BWWT060080	833160	1001806247
72" x 80"	BY0100BWWT072080	833156	1001806244
84" x 80"	BY0100BWWT084080	S/O	MyCD S/O or call for Bulk Quote
96" x 80"	BY0100BWWT096080	S/O	MyCD S/O or call for Bulk Quote
120" x 80"	BY0100BWWT120080	S/O	MyCD S/O or call for Bulk Quote
48" x 96"	BY0100BWWT048096	S/O	MyCD S/O or call for Bulk Quote
60" x 96"	BY0100BWWT060096	S/O	MyCD S/O or call for Bulk Quote
72" x 96"	BY0100BWWT072096	S/O	MyCD S/O or call for Bulk Quote

\*Custom Sizes Available in this product model

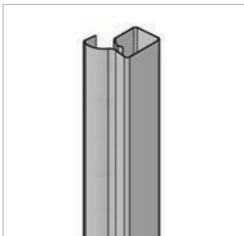
## Door Components



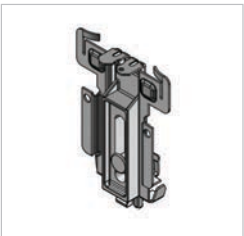
Tracks | Top Roll



Top Roller



Slimline



Bottom Guide

# Molded 6-Panel Design Closet Doors

Sliding Bypass Doors are the perfect closet doors for any room. Smoothly rolling from side to side, they give you full access to all of the space in your closet.



## Frame Finish / Color



Bright White

## Features & Benefits

- Easy-Hang hardware allow doors to lift and hook onto the top roll track system for fast installation
- Easy to maintain, light-weight prefinished flat white boards
- Adjustable Easy-Hang hardware correct out-of-square door openings improving installation appearance and operation
- Low profile Invisi-Track provides a hazard-free opening that allows for easy cleaning and smooth traveling doors
- Slimline steel frame with integrated handle design
- Top roll sliding system with Quick-Click Anti-Jump bottom guide Connector ensures doors do not disengage from the track


## Technical Specifications

Model Name: Parsons	
Product Number	BY0106BWWT
Frame Finish / Color	Bright White
Function	Sliding Bypass
Door Insert Type	Prefinished (Painted White) Panel Board
Door Frame Type	Steel
Track Type	Top Roll System   Steel
Product Grade	Residential/Commercial

Size	Renin Model #	HD Supply Part #	THD Pro Pack Article #
48" x 80"	BY0106BWWTC048080	833251	1000173144
60" x 80"	BY0106BWWTC060080	833252	1000173145
72" x 80"	BY0106BWWTC072080	833253	1000173146
48" x 96"	BY0106BWWTC048096	S/O	MyCD S/O or call for Bulk Quote
60" x 96"	BY0106BWWTC060096	S/O	MyCD S/O or call for Bulk Quote
72" x 96"	BY0106BWWTC072096	S/O	MyCD S/O or call for Bulk Quote

\*NO Custom sizes available in this style

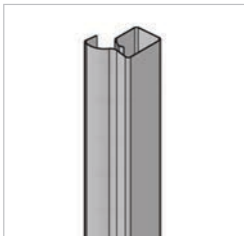
## Door Components



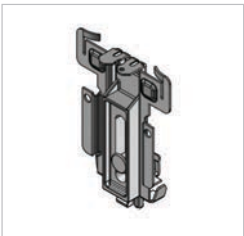
Tracks | Top Roll



Top Roller



Slimline



Bottom Guide

## Molded 2-Panel Design Closet Doors

Sliding Bypass Doors are the perfect closet doors for any room. Smoothly rolling from side to side, they give you full access to all of the space in your closet.



### Technical Specifications

Model Name: Ashbury	
Product Number	BY0108BWPR
Frame Finish / Color	Bright White
Function	Sliding Bypass
Door Insert Type	Prefinished (Painted White) Molded Panel Board
Door Frame Type	Steel
Track Type	Top Roll System   Steel
Product Grade	Residential/Commercial

Size	Renin Model #	SPECIAL ORDER ONLY
48" x 80"	BY0108BWPRC048080	SPECIAL ORDER ITEMS
60" x 80"	BY0108BWPRC060080	SPECIAL ORDER ITEMS
72" x 80"	BY0108BWPRC072080	SPECIAL ORDER ITEMS

\*NO Custom sizes available in this style

### Frame Finish / Color




Bright White

### Features & Benefits

- Easy-Hang hardware allow doors to lift and hook onto the top roll track system for fast installation
- Easy to maintain, light-weight prefinished flat white boards
- Adjustable Easy-Hang hardware correct out-of-square door openings improving installation appearance and operation
- Low profile Invisi-Track provides a hazard-free opening that allows for easy cleaning and smooth traveling doors
- Slimline steel frame with integrated handle design
- Top roll sliding system with Quick-Click Anti-Jump bottom guide Connector ensures doors do not disengage from the track

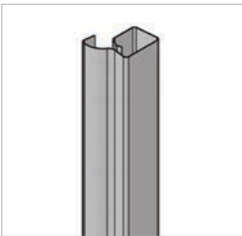
### Door Components



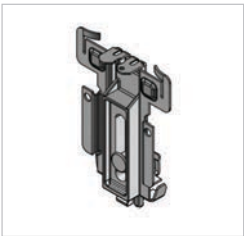
Tracks | Top Roll



Top Roller



Slimline



Bottom Guide

# Slimline Framed Mirror Closet Doors

Sliding Bypass Doors are the perfect closet doors for any room. Smoothly rolling from side to side, they give you full access to all of the space in your closet.




### Frame Finish / Color



Arctic Silver



Bright White



Satin Gold



Black

### Features & Benefits

- Easy-Hang hardware allow doors to lift and hook onto the top roll track system for fast installation
- Easy to maintain, light-weight prefinished clear mirror insert
- Adjustable Easy-Hang hardware correct out-of-square door openings improving installation appearance and operation
- Low profile Invisi-Track provides a hazard-free opening that allows for easy cleaning and smooth traveling doors
- Slimline steel frame with integrated handle design
- Top roll sliding system with Quick-Click Anti-Jump Connector ensures doors do not disengage from the track

### Technical Specifications


#### Model Name: Model 120

Product Number	BY0120ASCL, BY0120BWCL
Frame Finish / Color	Arctic Silver, Bright White, Satin Gold, Black
Function	Sliding Bypass
Door Insert Type	Prefinished Clear Mirror Insert
Door Frame Type	Steel
Track Type	Top Roll System   Steel
Product Grade	Residential/Commercial

Size	Renin Model #	HD Supply Part #	THD Pro Pack Article #
36" x 80"	BY0120BWCLE036080	S/O	MyCD S/O or call for Bulk Quote
48" x 80"	BY0120BWCLC048080	833170	1008408906
60" x 80"	BY0120BWCLC060080	833172	1008408907
72" x 80"	BY0120BWCLC072080	833173	1008408910
36" x 80"	BY0120ASCLC036080	S/O	MyCD S/O or call for Bulk Quote
48" x 80"	BY0120ASCLC048080	S/O	MyCD S/O or call for Bulk Quote
60" x 80"	BY0120ASCLC060080	S/O	MyCD S/O or call for Bulk Quote
72" x 80"	BY0120ASCLC072080	S/O	MyCD S/O or call for Bulk Quote
48" x 80"	BY0120MBCLJ048080	S/O	MyCD S/O or call for Bulk Quote
60" x 80"	BY0120MBCLJ060080	S/O	MyCD S/O or call for Bulk Quote
72" x 80"	BY0120MBCLJ072080	S/O	MyCD S/O or call for Bulk Quote

\*Custom sizes available to be made in Model 220

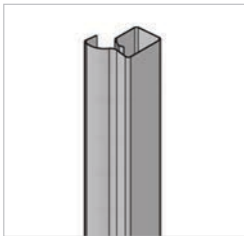
### Door Components



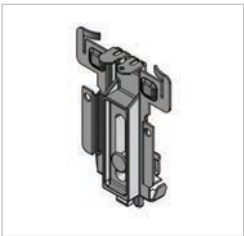
Tracks | Top Roll



Top Roller



Slimline



Bottom Guide

# Slimline Framed Mirror Design Closet Doors

Sliding Bypass Doors are the perfect closet doors for any room. Smoothly rolling from side to side, they give you full access to all of the space in your closet.

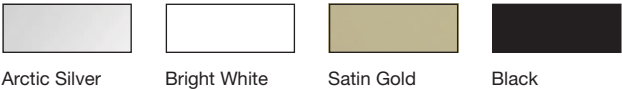


## Technical Specifications

Model Name: Model 220	
Product Number	BY0220ASWT
Frame Finish / Color	Arctic Silver, Bright White, Satin Gold, Black
Function	Sliding Bypass
Door Insert Type	Prefinished Clear Mirror Insert
Door Frame Type	Steel
Track Type	Bottom Roll System   Steel
Product Grade	Residential/Commercial

Size	Renin Model #	SPECIAL ORDER ONLY
48" x 80"	BY0220MBCLC048080	SPECIAL ORDER ITEMS
60" x 80"	BY0220MBCLC060080	SPECIAL ORDER ITEMS
72" x 80"	BY0220MBCLC072080	SPECIAL ORDER ITEMS
96" x 80"	BY0220MBCLC096080	SPECIAL ORDER ITEMS
108" x 80"	BY0220MBCLC0108080	SPECIAL ORDER ITEMS
120" x 80"	BY0220MBCLC0120080	SPECIAL ORDER ITEMS
144" x 80"	BY0220MBCLC0144080	SPECIAL ORDER ITEMS
192" x 80"	BY0220MBCLC0192080	SPECIAL ORDER ITEMS

## Frame Finish / Color




## Features & Benefits

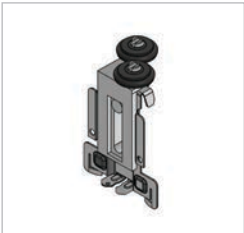
- Easy-Glide hardware allow doors to travel effortlessly
- Easy to maintain, Safety-Shield backed clear-mirror panels
- Adjustable Quick-Click guides correct out-of-square door openings improving installation appearance and operation
- Low profile Invisi-Track provides a hazard-free opening that allows for easy cleaning and smooth traveling doors
- Slimline steel frame with integrated handle design
- Bottom roll sliding system with Quick-Click Anti-Jump Connector that ensures doors do not disengage from the track

\*Custom sizes available in this product model  
\* All widths also available in 96" tall

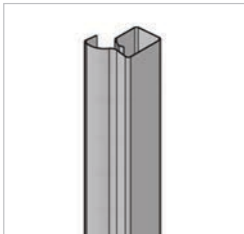
## Door Components



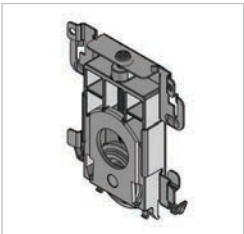
Tracks | Bottom Roll



Top Guide



Slimline



Bottom Roller



# Contemporary Framed Mirror Design Closet Doors

Sliding Bypass Doors are the perfect closet doors for any room. Smoothly rolling from side to side, they give you full access to all of the space in your closet.



### Frame Finish / Color



Arctic Silver



Bright White

### Features & Benefits

- Easy-Glide hardware allow doors to travel effortlessly
- Easy to maintain, Safety-Shield backed clear-mirror panels
- Adjustable Quick-Click guides correct out-of-square door openings improving installation appearance and operation
- Low profile Invisi-Track provides a hazard-free opening that allows for easy cleaning and smooth traveling doors
- Contemporary Wide Curved Stile steel frame with integrated handle design
- Bottom roll sliding system with Quick-Click Anti-Jump Connector that ensures doors do not disengage from the track

### Technical Specifications


#### Model Name: Model 230

Product Number	BY0230ASCL, BY0230BWCL
Frame Finish / Color	Arctic Silver, Bright White
Function	Sliding Bypass
Door Insert Type	Prefinished Clear Mirror Insert
Door Frame Type	Steel
Track Type	Bottom Roll System   Steel
Product Grade	Residential/Commercial

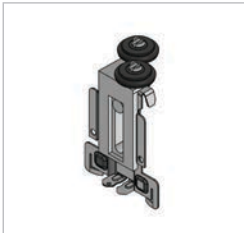
Size	Renin Model #	SPECIAL ORDER ONLY
48" x 80"	BY0230BWCLE048080	SPECIAL ORDER ITEMS
60" x 80"	BY0230BWCLE060080	SPECIAL ORDER ITEMS
72" x 80"	BY0230BWCLE072080	SPECIAL ORDER ITEMS
96" x 80"	BY0230BWCLE096080	SPECIAL ORDER ITEMS
48" x 96"	BY0230BWCLC048096	SPECIAL ORDER ITEMS
60" x 96"	BY0230BWCLC060096	SPECIAL ORDER ITEMS
72" x 96"	BY0230BWCLC072096	SPECIAL ORDER ITEMS
96" x 96"	BY0230BWCLC096096	SPECIAL ORDER ITEMS
48" x 80"	BY0230ASCLE048080	SPECIAL ORDER ITEMS
60" x 80"	BY0230ASCLE060080	SPECIAL ORDER ITEMS
72" x 80"	BY0230ASCLE072080	SPECIAL ORDER ITEMS
84" x 80"	BY0230ASCLE084080	SPECIAL ORDER ITEMS
96" x 80"	BY0230ASCLE096080	SPECIAL ORDER ITEMS

\* Custom sizes available in this product model

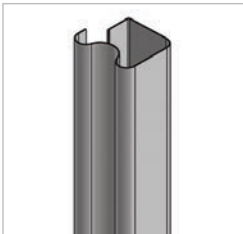
### Door Components



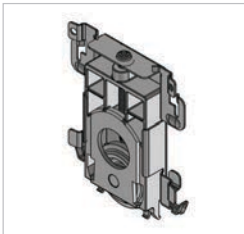
Tracks | Bottom Roll



Top Guide



Contemporary Wide Curved



Bottom Roller

Bifold Hardware Kits



TRACK AND HARDWARE KIT

Size	Renin Model #	HD Supply Part #
24"	BF106K-02400-BW	101202
36"	BF106K-03600-BW	905690

Bifold Track and Hardware Kits

Bifold Hardware track set includes all the hardware required to install your bifold closet panels in 2 or 4 Panel configurations. Sleek painted white track with carriers pre-installed and panel hinges will ensure your panels slide effortlessly. Available in track sizes from 36" - 96".

Bypass Hardware Kits



SLIDING DOOR KIT

Size	Renin Model #	HD Supply Part #
48"	BP102K-04800-BW	101203
60"	BP102K-06000-BW	101204
72"	BP102K-07200-BW	101205

Bypass Hardware Door Kit

Includes the following:

- Patented dial hangers provide door adjustment without the use of tools
- Permanently lubricated thermoplastic wheels
- Supports panels weighing from 30 to 60 pounds
- Vertical adjustments can be made after installation
- Hanger system allows for easy panel removal

# Knock Down Frame Kit

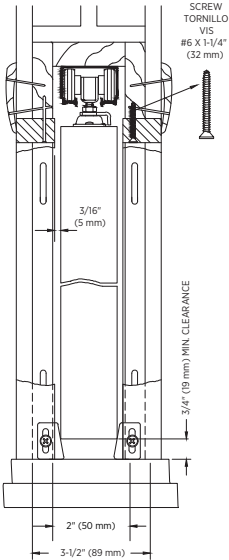
Our adjustable pocket door frame is easy to assemble and is built for an easy installation. Pocket doors are designed to create functionality in a room while utilizing limited space.



## Package



## Product Specifications

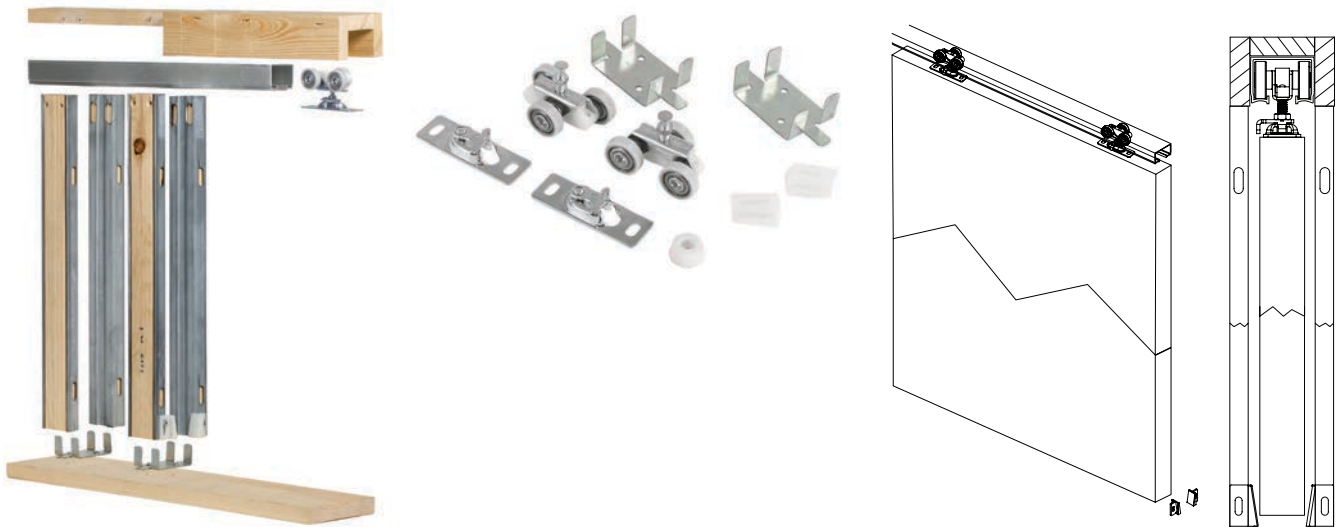


Size	Renin Model #	HD Supply Part #
36" x 80"	PD3068MKDBB	101206

## Features

- Knock down design, easy to assemble and transport
- The wheel and ball bearing system allows for smooth rolling
- The aluminum track can hold doors up to 200 lbs

## Included Components





# SPECIAL ORDER

**Full line of bypass, bifold, and pivot closet doors**

Ideal for Multifamily maintenance, new construction, and renovations.

**Endless design and upgrade possibilities**

From commodity standards to modern finishes

**LACE 4-LITE X-DESIGN | PURE WHITE**

CLEAR MIRROR | EU3265PW

# Contemporary Framed Mirror Design Closet Doors

We make it easy to slide sophistication across your closet with sliding bifold doors.



### Technical Specifications

#### Model Name: Model 221

Product Number	BI0221BWCL
Frame Finish / Color	Bright White
Function	Sliding Bifold
Door Insert Type	Prefinished Clear Mirror Insert
Door Frame Type	Steel
Track Type	Bottom Roll System   Steel
Product Grade	Residential/Commercial

Size	Renin Model #	SPECIAL ORDER ONLY
24" x 80"	BI0221BWCLC024080	SPECIAL ORDER ITEMS
30" x 80"	BI0221BWCLC030080	SPECIAL ORDER ITEMS
36" x 80"	BI0221BWCLC036080	SPECIAL ORDER ITEMS
48" x 80"	BI0221BWCLC048080	SPECIAL ORDER ITEMS
60" x 80"	BI0221BWCLC060080	SPECIAL ORDER ITEMS
72" x 80"	BI0221BWCLC072080	SPECIAL ORDER ITEMS

\*Custom sizes available in this product model

### Frame Finish / Color




Bright White

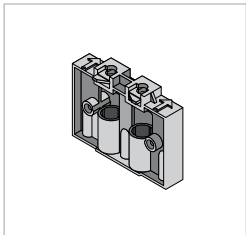
### Features & Benefits

- Offset pivot action creates an additional 4" for more complete access to your closet or space
- Increased adjustability for out-of-square door openings improves door appearance and operation
- Easy-Roll Connector results in less friction on the track for smoother travel
- Low profile, direct floor-mounted and pre-drilled bottom track for quick installation makes cleaning a breeze
- A metal pull attached to the inside frame stile between panels is used to operate the door

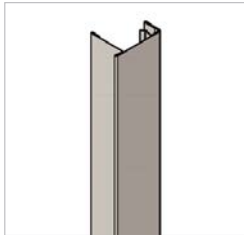
### Door Components



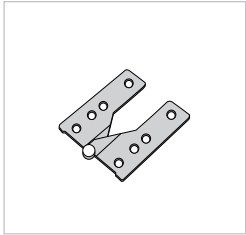
Tracks | Bottom Roll



Corner Block



Slimline



Hinge



# Contemporary Framed Mirror Design Closet Doors

We make it easy to slide sophistication across your closet with sliding bifold doors.



**PREFINISHED WHITE SMOOTH,  
FLUSH PANEL**

BI0221BW10

Size	Renin Model #	SPECIAL ORDER ONLY
24" x 80"	BI0221BW10E024080	SPECIAL ORDER ITEMS
30" x 80"	BI0221BW10E030080	SPECIAL ORDER ITEMS
36" x 80"	BI0221BWCLC036080	SPECIAL ORDER ITEMS
48" x 80"	BI0221BW10E048080	SPECIAL ORDER ITEMS
60" x 80"	BI0221BW10E060080	SPECIAL ORDER ITEMS
72" x 80"	BI0221BW10E072080	SPECIAL ORDER ITEMS

\*NO custom sizes in this product style



**PREFINISHED WHITE TEXTURED,  
MOLDED 6-PANEL**

BI0221BW16

Size	Renin Model #	SPECIAL ORDER ONLY
24" x 80"	BI0221BW16E024080	SPECIAL ORDER ITEMS
30" x 80"	BI0221BW16E030080	SPECIAL ORDER ITEMS
36" x 80"	BI0221BW16E036080	SPECIAL ORDER ITEMS
48" x 80"	BI0221BW16E048080	SPECIAL ORDER ITEMS
60" x 80"	BI0221BW16E060080	SPECIAL ORDER ITEMS
72" x 80"	BI0221BW16E072080	SPECIAL ORDER ITEMS

\*NO custom sizes in this product style



**PREFINISHED WHITE SMOOTH,  
MOLDED 2-PANEL**

BI0221BW18

Size	Renin Model #	SPECIAL ORDER ONLY
24" x 80"	BI0221BW18E024080	SPECIAL ORDER ITEMS
30" x 80"	BI0221BW18E030080	SPECIAL ORDER ITEMS
36" x 80"	BI0221BW18E036080	SPECIAL ORDER ITEMS
48" x 80"	BI0221BW18E048080	SPECIAL ORDER ITEMS
60" x 80"	BI0221BW18E060080	SPECIAL ORDER ITEMS
72" x 80"	BI0221BW18E072080	SPECIAL ORDER ITEMS

\*NO custom sizes in this product style

# Frameless Closet Doors

We make it easy to slide sophistication across your closet with sliding bifold doors.



FRAMELESS BIFOLD, BEVELED  
EDGE MIRROR

BI0321BAS

## Technical Specifications

### Model Name: Model 321

Product Number	BI0321BAS, BI0321BBW
Frame Finish / Color	Arctic Silver, Bright White
Function	Sliding Bifold
Door Insert Type	Prefinished Clear Mirror Insert
Door Frame Type	Steel
Track Type	Bottom Roll System   Steel
Product Grade	Residential/Commercial

Size	Renin Model #
24" x 80"	BI321BASCLC024080
30" x 80"	BI321BASCLC030080
36" x 80"	BI321BASCLC036080
48" x 80"	BI321BASCLC048080
60" x 80"	BI321BASCLC060080
72" x 80"	BI321BASCLC072080

\*Custom Sizes available in this style



FRAMELESS BIFOLD, BEVELED  
EDGE MIRROR

BI321BBW


Size	Renin Model #	SPECIAL ORDER ONLY
24" x 80"	BI321BBWCLC024080	SPECIAL ORDER ITEMS
30" x 80"	BI321BBWCLC030080	SPECIAL ORDER ITEMS
36" x 80"	BI321BBWCLC036080	SPECIAL ORDER ITEMS
48" x 80"	BI321BBWCLC048080	SPECIAL ORDER ITEMS
60" x 80"	BI321BBWCLC060080	SPECIAL ORDER ITEMS
72" x 80"	BI321BBWCLC072080	SPECIAL ORDER ITEMS

\*Custom Sizes available in this style

# Closet Doors

## Prefinished Engineered Wood Bypass Door

Sliding bypass doors are the perfect closet doors for any room. Smoothly rolling from side to side, they give you access to all the space in our closet. Unlike a hinged door, they do not require space within your room to operate. The sleek look of sliding bypass doors conceals clothing and keeps storage out of sight.



**1-LITE  
SMOOTH WHITE**

Opaque Glass | CO425  
Clear Mirror | CO125



**LOUNGE  
WOODGRAIN BLACK**

Opaque Glass | CO460L  
Clear Mirror | CO160L



**3-LITE  
ANTIQUE**

Opaque Glass | CO4823  
Clear Mirror | CO1823



**4-LITE  
GUNSTOCK**

Opaque Glass | CO434  
Clear Mirror | CO134



**5-LITE  
CHOCOLATE**

Opaque Glass | CO4175  
Clear Mirror | CO1175

### COLORS AVAILABLE



BRIGHT WHITE




WOODGRAIN  
BLACK




ANTIQUE



GUNSTOCK



CHOCOLATE



MOCHA



STEEL GREY

### AVAILABLE IN



CLEAR MIRROR  
INSERT




OPAQUE GLASS  
INSERT

\*Custom Sizes available in these styles

# Closet Doors

## Prefinished Engineered Wood Bypass Door

Sliding bypass doors are the perfect closet doors for any room. Smoothly rolling from side to side, they give you access to all the space in our closet. Unlike a hinged door, they do not require space within your room to operate. The sleek look of sliding bypass doors conceals clothing and keeps storage out of sight.



**4-LITE  
BRIGHT WHITE**

Opaque Glass | CO488



**4-LITE  
ANTIQUE**

Opaque Glass | CO



**4-LITE  
WOODGRAIN BLACK**

Opaque Glass | CO485



**4-LITE  
GUNSTOCK**

Opaque Glass | CO454

\*Custom Sizes available in these styles

## Decor Wrap Engineered Wood Framed Bypass Door

Sliding bypass doors are the perfect closet doors for any room. A modern take on sliding doors with designs to match all door styles within the home. Smoothly rolling from side to side, they give you access to all the space in our closet. Unlike a hinged door, they do not require space within your room to operate. The sleek look of sliding bypass doors conceals clothing and keeps storage out of sight.



**COUNTRYSIDE  
ANTIQUE**

COB59K



**COUNTRYSIDE  
WHITE**

COL25K



**MISSION  
WHITE**

COL57

\*NO custom sizes available in these styles

# Closet Doors

## Prefinished Engineered Wood Bypass & Pivot Door

Our Urban Closet Door Series provides a contemporary alternative to traditional closet doors. Inspired by the style and materials of today's interior barn doors, our Urban series doors are meticulously crafted with the combination of materials including our prefinished, scratch-resistant engineered wood, frosted tempered glass or traditional clear mirror.



**HARMONY 1-LITE**  
**PURE WHITE | CLEAR MIRROR**

EU3210PW

**Product Numbers**

48" x 80"	EU3210PWCLE048080
60" x 80"	EU3210PWCLE060080
72" x 80"	EU3210PWCLE072080



**TWILIGHT 1-LITE IN PURE WHITE**  
**TEMPERED FROSTED GLASS**

EU3220PW

**Product Numbers**

48" x 80"	EU3220PWFGE048080
60" x 80"	EU3220PWFGE060080
72" x 80"	EU3220PWFGE072080



**LACE 4-LITE X-DESIGN**  
**PURE WHITE | CLEAR MIRROR**

EU3265PW

**Product Numbers**

48" x 80"	EU3265PWCLE048080
60" x 80"	EU3265PWCLE060080
72" x 80"	EU3265PWCLE072080

\*NO custom sizes available in these styles



# Closet Doors

## Prefinished Engineered Wood Bypass Door

Unlike a hinged door, they do not require space to operate. The sleek look of sliding bypass closet doors conceals clothing and keeps storage out of sight. Our wood frame & glass inserts modernize your space and add light by selecting a bypass door built with full length frosted glass. With a multitude of options you can select an insert pattern to make your design more dynamic.



**1-LITE  
BRIGHT WHITE**

EU2010BW

### Product Numbers

48" x 80"	EU3210PWCLE048080
60" x 80"	EU3210PWCLE060080
72" x 80"	EU3210PWCLE072080



**1-LITE  
ESPRESSO**

EU2230ES

### Product Numbers

48" x 80"	EU2230ESFGE048080
60" x 80"	EU2230ESFGE060080
72" x 80"	EU2230ESFGE072080



**1-LITE  
IRON AGE**

EU2450IA

### Product Numbers

48" x 80"	EU2450IAFGE048080
60" x 80"	EU2450IAFGE060080
72" x 80"	EU2450IAFGE072080



**5-LITE  
ESPRESSO**

EU2240ES

### Product Numbers

48" x 80"	EU2240ESFGE048080
60" x 80"	EU2240ESFGE060080
72" x 80"	EU2240ESFGE072080



**5-LITE  
IRON AGE**

EU2470IA

### Product Numbers

48" x 80"	EU2470IAFGE048080
60" x 80"	EU2470IAFGE060080
72" x 80"	EU2470IAFGE072080



**3-LITE  
OFF-WHITE**

EU2030BW

### Product Numbers

48" x 80"	EU2030BWFGE048080
60" x 80"	EU2030BWFGE060080
72" x 80"	EU2030BWFGE072080



**3-LITE  
ESPRESSO**

EU2290ES

### Product Numbers

48" x 80"	EU2290ESFGE048080
60" x 80"	EU2290ESFGE060080
72" x 80"	EU2290ESFGE072080



**3-LITE  
IRON AGE**

EU2460IA

### Product Numbers

48" x 80"	EU2460IAFGE048080
60" x 80"	EU2460IAFGE060080
72" x 80"	EU2460IAFGE072080

# Closet Doors

## Prefinished Engineered Wood Bifold Door

Sleek and unobtrusive, our sliding bifold closet door systems are available with two or four panels that fold up to maximize your opening.



**1-LITE  
OFF-WHITE**

EU3010BW

**Product Numbers**

24" x 80"	EU3010BWFGE024080
30" x 80"	EU3010BWFGE030080
36" x 80"	EU3010BWFGE036080



**1-LITE  
ESPRESSO**

EU3030ES

**Product Numbers**

24" x 80"	EU3030ESFGE024080
30" x 80"	EU3030ESFGE030080
36" x 80"	EU3030ESFGE036080



**1-LITE  
IRON AGE**

EU3110IA

**Product Numbers**

24" x 80"	EU3110IAFGE024080
30" x 80"	EU3110IAFGE030080
36" x 80"	EU3110IAFGE036080



**3-LITE  
OFF-WHITE**

EU3080BW

**Product Numbers**

24" x 80"	EU3080BWFGE024080
30" x 80"	EU3080BWFGE030080
36" x 80"	EU3080BWFGE036080



**3-LITE  
ESPRESSO**

EU3100ES

**Product Numbers**

24" x 80"	EU3100ESFGE024080
30" x 80"	EU3100ESFGE030080
36" x 80"	EU3100ESFGE036080



**3-LITE  
IRON AGE**

EU3150IA

**Product Numbers**

24" x 80"	EU3150IAFGE024080
30" x 80"	EU3150IAFGE030080
36" x 80"	EU3150IAFGE036080



**1-PANEL PASSAGE WAY DOOR SYSTEM**  
7041 | TOP ROLL SLIDING DOOR

# Room Divider Systems

## Across-The-Wall | Extruded Aluminum Door Systems

In fashionable hospitality and commercial environments, interior designers are always on the lookout for stylish products that will enhance the decor of guest rooms while adding to the visitor experience for the busy commercial or vacation traveler. These extruded aluminum doors combine the benefits of quality, lightweight stile and rail construction with a fully glazed glass appearance to let light in or reflect light to brighten the environment.



### 7039 | BOTTOM ROLL BYPASS 3-PANEL ROOM DIVIDER

Bottom rolled system utilizes ADA compliant tracks for 2-panel or multi-panel solutions allowing wheel-chair accessibility.

Frame Finishes

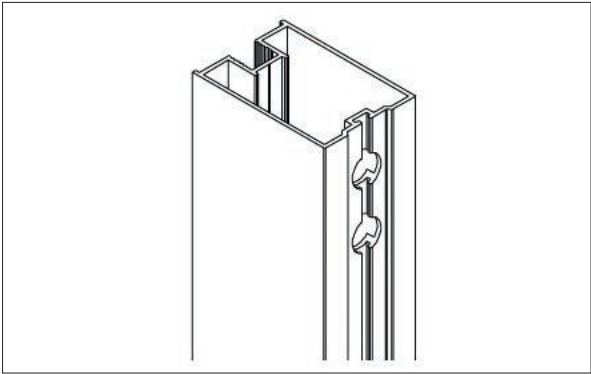
SatinBlackClear MirrorSemi-Opaque GlassWhite or Black Back Painted GlassClear Glass

Insert Finishes

### Features & Benefits

- Modern 2" x 1-3/8" extruded aluminum frame is lightweight for a quiet opening and closing action
- Various frame and insert finishes and materials to match your interior decor
- Opening force meets the requirements of ADA
- Precision bearing rollers provide a smooth, quiet slide that has been tested over 100,000 open/close cycles
- North American Made

PANELS	PANEL SIZE	
QUANTITY	WIDTH	HEIGHT
3	108"	110"
	120"	
	144"	
4	144"	



STILE PROFILE

### Standard Sizes

- 108" x 110"
- 120" x 110"
- 144" x 110"
- Custom sizes available in both width & height. Additional panels available based on opening width. Contact us for more information

### Specifications

- Clear Mirror | Double-sided 2.8mm with Safety Backing
- White/Black Back Painted Glass | Double-Sided 2.8mm with Safety Backing
- Semi-Opaque Glass | 6mm Frosted Laminated Glass
- Clear Glass | 6mm Frosted Laminated Glass



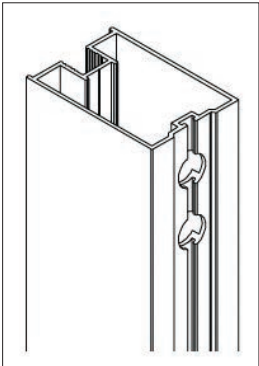
# Closet Doors

## Extruded Aluminum Bypass | Bottom Roll System

In fashionable hospitality and commercial environments, interior designers are always on the lookout for stylish products that will enhance the decor of guest rooms while adding to the visitor experience for the busy commercial or vacation traveler. These extruded aluminum doors combine the benefits of quality, lightweight stile and rail construction with a fully glazed glass appearance to let light in or reflect light to brighten the environment.



PANELS	PANEL SIZE	
QUANTITY	WIDTH	HEIGHT
2	48"	80"
	60"	
	72"	
	84"	
	96"	
3	108"	



QUANTITY	WIDTH	HEIGHT
2	48"	96"
	60"	
	72"	
	84"	
	96"	
3	108"	

STILE PROFILE

### 7035 | BOTTOM ROLL BYPASS ROOM DIVIDER / CLOSET DOOR SYSTEM

Top roll system with bottom guide track provides travel stability; ideal for wider panel(s) or used in a closet opening.

Frame Finishes

SatinBlackClear MirrorSemi-Opaque GlassWhite or Black Back Painted GlassClear Glass

Insert Finishes

### Standard Sizes

- 48" x 80"
- 60" x 80"
- 72" x 80"
- 84" x 80"
- 96" x 80"
- 108" x 80" (3-panel)
- Custom sizes available in both width & height. Additional panels available based on opening width. Contact us for more information

### Features & Benefits

- Modern 2" x 1-3/8" extruded aluminum frame is lightweight for a quiet opening and closing action
- Various frame and insert finishes and materials to match your interior decor
- Opening force meets the requirements of ADA
- Precision bearing rollers provide a smooth, quiet slide that has been tested over 100,000 open/close cycles
- North American Made

### Specifications

- Clear Mirror | Double-sided 2.8mm with Safety Backing
- White/Black Back Painted Glass | Double-Sided 2.8mm with Safety Backing
- Semi-Opaque Glass | 6mm Frosted Laminated Glass
- Clear Glass | 6mm Frosted Laminated Glass





---

110 Walker Drive  
Brampton ON, L6T 4H6  
Canada

1141 Ryder Street  
Tupelo MS, 38804  
USA

**[www.renin.com](http://www.renin.com)**  
**[info@renin.com](mailto:info@renin.com)**  
**[orders@renin.com](mailto:orders@renin.com)**

---

Follow us



DISTRIBUTED BY

