

2024

TRU
PORTE

RENIN

BARN DOOR KITS & HARDWARE



MKTD4744

BARN DOOR & HARDWARE COLLECTION

USA
HOMESUPPLY

THE HOME DEPOT Pro

Barn Door Solutions

Renin's Full line of Barn Doors provides an upgrade opportunity from our closet slider systems for your **Hospitality** and Premium **Multi-family** customers.

Renin Barn Doors fit the needs of hotel room halls to cover closet/bathroom openings. New styles being added to handle full-length mirror hotel room needs.

2 IN 1 MIRROR CHEVRON BARN DOOR KIT



Renin Barn Door Hospitality Options

Renin can handle your customers' immediate needs or can develop products for specific job bids in the future that require custom specifications or other needs.

IN-STOCK

- In-stock catalog items
- 1 - Min order
- 2 - 3 weeks Lead time
- Order through HDS website or Special Order team
- THD Pro availability through Quote Center Catalog

BULK JOBS

- In-stock catalog items
- 6 or more qualifies for bulk discount
- 2 - 6 weeks depending on qty and product selection
- Contact HDS Special Order team or orders@renin.com
- THD Pro availability through Quote Center Catalog

FULL CUSTOMIZATION

- Custom sizes, product, and hardware options to fit job spec needs
- 1 container minimum PO
- 90 day Lead time plus any design / engineering time
- Contact orders@renin.com

*Contact Renin at orders@renin.com for bulk price discounted job bids.

BARN DOOR KITS



SALINAS Z-DESIGN BARN DOOR KIT

36" x 84" x 1 3/8" | BD053

Barn Door Kits with Bent Strap Hardware

Hollow Core | Primed Ready to Paint or Stain

Create a new look in any home with a barn door that is easy to install! A hollow core door is lighter than a traditional solid core barn door allowing for easier transport and installation.

Features & Benefits

- The reduced weight makes the door easier to install vs. traditional solid core barn doors. Installation no longer requires two people to lift the door on to the track (less than 50lbs)
- Ready to paint primed white finish or Ready to stain (Walnut Veneer model)
- Kit includes Matte Black front mount hardware for easy installation

						
STONE K-DESIGN PRIMED WHITE	CENTRAL SQUARE PRIMED WHITE	TIMES SQUARE 1-PANEL PRIMED WHITE	CLASSIC 6-PANEL PRIMED WHITE	MISSION 3-PANEL PRIMED WHITE	CHEVRON PRIMED WHITE	STONE K-DESIGN WALNUT VENEER
36" x 84" HC052P01PR1PRE36084	37" x 84" KMCTTSP-37BL	37" x 84" KMCTCSP-37BL	37" x 84" KMINCLP-37BL-V	37" x 84" HC070P01PR1PRM37084	36" x 84" HC065P01PR1PRE36084	36" x 84" x 1-3/8" HC052B01WN1WNE3684

Solid Core | Primed Ready to Paint

The primed white solid engineered wood core is a stable worry free door with added sound deadening properties. These doors are paired with our matte black bent strap barn door hardware kits.

Features & Benefits


- The primed white solid engineered wood core is a stable worry free door with added sound deadening properties. These doors are paired with our matte black bent strap barn door hardware kits
- Versatile Finish: Prefinished in a white primer, this door can also be painted to match your specific decor
- Install using front mount door barn door hardware system

	
1-PANEL DESIGN PRIMED WHITE	STONE K BRACE DESIGN PRIMED WHITE
36" x 84" BD042M01MW1MWE36084	36" x 84" BD052C01MW1MWE36084 42" x 84" BD052C01MW1MWE42084

Barn Door Kits with Bent Strap Hardware

Continental Collection | Solid Core Prefinished

Inspired by the simplicity of Scandinavian design, these glass barn doors bridge classic to contemporary styles and décor.



**CRISTO 1-LITE
IRON AGE**

36" x 84" x 1-3/8"
BD054W01A1TGE36084

**1-LITE
WHITE WOODGRAIN**

37" x 84" x 1-3/8"
RVRR1LW-37BL-E

**HALL 3-LITE
BRIGHT WHITE**

36" x 84" x 1-3/8"
BD061W01BW3TGE36084

**3-LITE
WHITE WOODGRAIN**

33" x 84" x 1-3/8"
RVRR3LW-37BL

**HALL 3-LITE
ESPRESSO**

36" x 84" x 1-3/8"
BD061W01ES3TGE36084

**HALL 3-LITE
IRON AGE**

36" x 84" x 1-3/8"
BD061W01A3TGE36084



**4-LITE
BRIGHT WHITE**

36" x 84" x 1-3/8"
RVRR4LPW-37BL

**PAVILION 5-LITE
IRON AGE**

36" x 84" x 1-3/8"
BD062W01A5TGE36084

**PAVILION 5-LITE
BRIGHT WHITE**

36" x 84" x 1-3/8"
BD062W01BW5TGE36084

Barn Door Kits with Bent Strap Hardware

Brownstone Collection | Solid Core Prefinished

Brownstone engineered solid wood barn doors are modern, durable, meticulously built and carefully prefinished in a variety of distinct colors, textures and finishes. The subtle design of these engineered sliding barn doors includes such authentic features as knots and fine grain detail.



**SAGRADA DOUBLE
X-DESIGN
GUNSTOCK**

36" x 84" x 1-3/8"
BD060W01GO1GOE36084



**STONE K-DESIGN
GUNSTOCK**

36" x 84" x 1-3/8"
BD052W01GO1GOE36084



**STONE K-DESIGN
OFF-WHITE**

36" x 84" x 1-3/8"
BD052W01WT1WTE36084



**STONE K-DESIGN
GREY**

37" x 84" x 1-3/8"
RVRRK3G-37BL



**STONE K-DESIGN
IRON AGE**

36" x 84" x 1-3/8"
BD052C01AG1AGE36084



**SALINAS Z-DESIGN
IRON AGE**

36" x 84" x 1-3/8"
BD053W01IA1IAE36084



**HERRINGBONE
GREY**

37" x 84" x 1-3/8"
RVRRHBG-37BL-E



**HERRINGBONE
BRIGHT WHITE**

37" x 84" x 1-3/8"
RVRRHBW-37BL-E

Barn Door Kits with Bent Strap Hardware

Solid Core | Prefinished & Ready to Finish

The solid engineered wood core is super stable makes this a worry free door. These beautifully designed doors are paired with our matte black bent strap barn door hardware kits.



**STONE K-DESIGN
UNFINISHED PINE**

36" x 84" x 1-3/8"
BD052B01PN1PNE36084



**SALINAS Z-DESIGN
UNFINISHED PINE**

36" x 84" x 1-3/8"
BD053C01PN1PNE36084
42" x 84" x 1-3/8"
BD053C01PN1PNE42084



**HERRINGBONE
STAINED GREY**

36" x 84" x 1-3/8"
BD059C01NS1NSE36084



**GLACIER DESIGN
FROSTED TEMPERED GLASS**

33" x 84" x 1-3/8"
KMGLGCF-33BN
37" x 84" x 1-3/8"
KMGLGCF-37BN

Tempered Frosted Glass Complete Barn Door Kit

A barn door brings instant warmth and charm to any dining room, kitchen, study or bedroom. The Glacier door offers you our most contemporary look.

This door plays with light, reflection and transparency, it will appeal to lovers of contemporary style.

Features & Benefits

- Tempered frosted glass door, intimacy level 7
- Pre-drilled door for easy trolleys and handle installation
- Brushed stainless steel durable finish for interior applications
- Matching finish handle included
- Thickness: 8mm

Barn Door Kits with Bent Strap Hardware

Easy Build | Ready to Build Kit

Easy-Build Barn Door Kits are the perfect DIY barn door package with everything you need to successfully complete this do-it-yourself door project. Ready to put in your car and take home, our step-by-step instructions show how to install a barn door quickly and easily. Our Easy-Build Collection can transform your doorways with design styles ranging from rustic to modern in conveniently pre-finished options. Whichever barn door design you choose, you'll be proud to take credit for creating this impressive, cost-effective focal point in your home.



**AUTHENTIC
BRIGHT WHITE**

36" x 84" x 1"
BD069W01BW1BWE36084



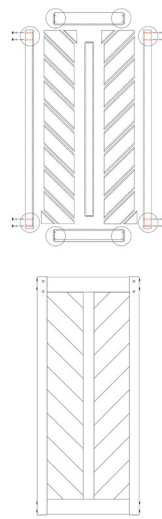
**AUTHENTIC
IRON AGE**

37" x 84" x 1"
BD069W01A1AE36084



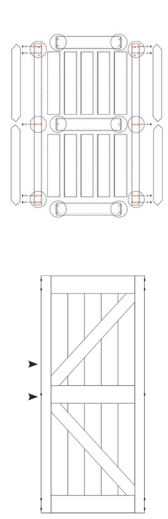
**LANGLEY
GRAPHITE GREY**

36" x 84" x 1-3/8"
BD136K01GG1GGE36084



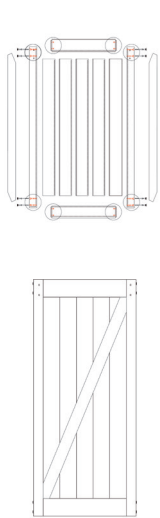
**STONE K-DESIGN
BRIGHT WHITE**

36" x 84" x 1-3/8"
BD052K01BW1BWE36084



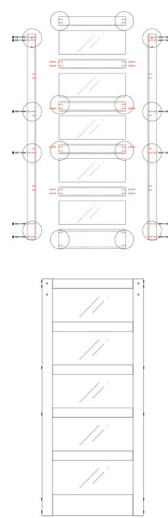
**SALINAS Z-DESIGN
UNFINISHED PINE**

36" x 84" x 1-3/8"
BD053K01PN1PNE36084



**PAVILION 5-LITE
BRIGHT WHITE**

36" x 84" x 1-3/8"
BD062K01BW5TGE36084



Easy-Build
Barn Doors

Barn Door Kits with Top Mount Hardware

Industrial Collection | Aluminum Frame Barn Door Kit

Inspired by former industrial buildings turned lofts in New York's iconic Tribeca neighborhood, our barn doors offer functional and industrial charm to your space. This nostalgic design encompasses the contemporary flair of our aluminum black framed design combined with tempered frosted glass panes ensuring privacy while still allowing natural light to enter the room. These space-saving barn doors are a perfect complement to any decor style.



**6-LITE
MATTE BLACK FINISH**

36" x 84" x 1"
BD073A14BA1TGE36084



**8-LITE
MATTE BLACK FINISH**

36" x 84" x 1"
BD074A14BA1TGE36084

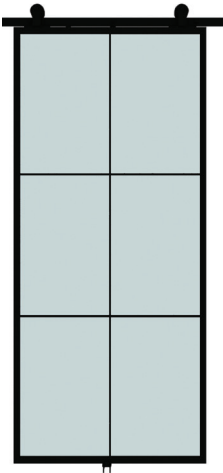
Features & Benefits

- Trackless door design keeps floor opening clear and free of hazard for easy entry
- Contemporary 6-Lite and 8-Lite design complements any decor style
- Tempered frosted glass is durable and easy to maintain while ensuring privacy in your space
- Pre-finished lightweight aluminum frame in matte black finish glides easily across the track
- Requires no priming, painting or staining making it quick and easy to install and enjoy
- Includes all hanging hardware and handle

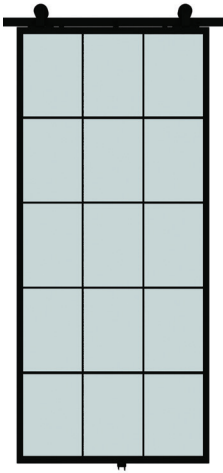
Barn Door Kits with Top Mount Hardware

Industrial Collection | Steel Frame Barn Door Kit


Instantly modernize your living space with the metal sliding barn doors from the Metro collection. The combination of contemporary design with an industrial influence will be sure to make a statement in any room of your home. Using only quality materials such as tempered glass and powder coated steel frame, paired with sturdy rail system, this door will help to convert your living space into a functional masterpiece.



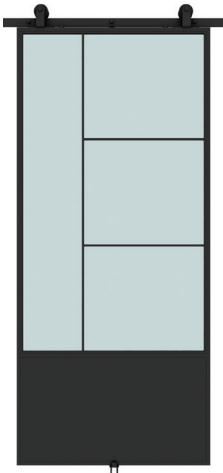
LEXINGTON
37" x 84" x 1-3/16"
KMCTLXF-37BL-E



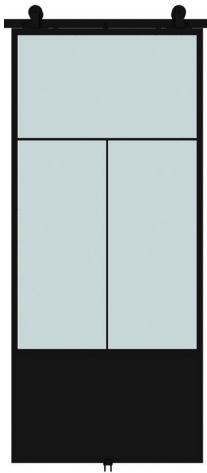
QUEEN'S 15-LITE
37" x 84" x 1-3/16"
KMCTQNF-37BL-E



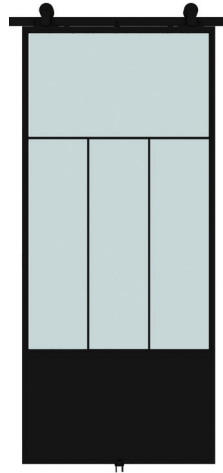
BROADWAY 6-LITE
37" x 84" x 1-3/16"
KMCTBWF-37BL



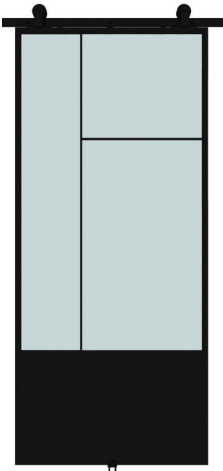
OPERA 4-LITE
37" x 84" x 1-3/16"
KMCTOPR-37BL



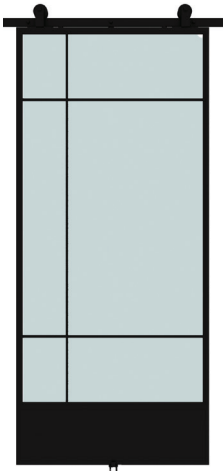
NATION 3-LITE
37" x 84" x 1-3/16"
KMCTNTC-37BL



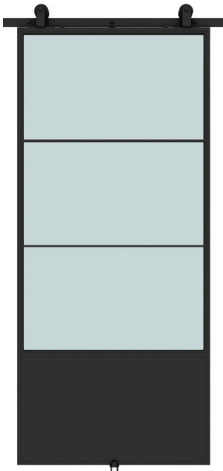
DIVISION 4-LITE
37" x 84" x 1-3/16"
KMCTDVC-37BL



CICERO 3-LITE
37" x 84" x 1-3/16"
KMCTCOF-37BL



BASTILLE 6-LITE
37" x 84" x 1-3/16"
KMCTBTF-37BL



CONCORDE 3-LITE
37" x 84" x 1-3/16"
KMCTCCF-37BL

BARN DOOR SLABS



HERRINGBONE CHEVRON-DESIGN

36" x 84" x 1 3/8" | BD059

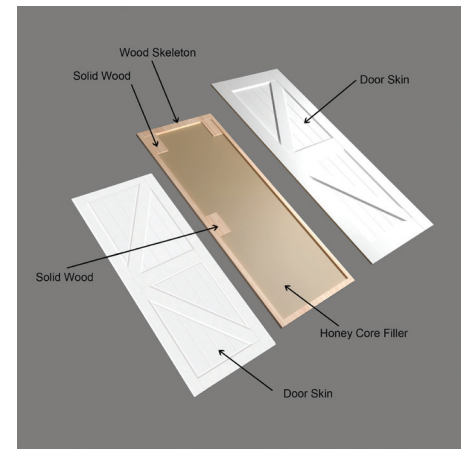
Barn Door Slabs

Hollow Core | Primed Ready to Paint

Create a new look in any home with a barn door that is easy to install! A hollow core door is lighter than a traditional solid core barn door allowing for easier transport and installation. A barn door brings instant warmth and charm to any dining room, kitchen, study or bedroom.

Features & Benefits

- Hollow-core composite resists warping, shrinking and cracking
- The reduced weight makes the door easier to install vs. traditional solid core barn doors
Installation no longer requires two people to lift the door on to the track (less than 50lbs)
- Ready to paint primed white finish
- Can be installed using front mount or top mount door barn door hardware



STONE K-DESIGN

36" x 84" x 1-3/8"
HC052P09PR1PRE36084



CENTRAL SQUARE

37" x 84" x 1-3/8"
RHCSP-37



CLASSIC 6-PANEL

37" x 84" x 1-3/8"
RHCLP-37



1-PANEL

37" x 84" x 1-3/8"
RHTSP-37-V

Barn Door Slabs

Solid Core | Primed Ready to Paint

Create a new look in any home with a barn door that lasts a lifetime! These solid core barn doors are primed in white with the option to paint any color to match or compliment your room decor. A barn door brings instant warmth and charm to any dining room, kitchen, study or bedroom.

Features & Benefits

- Durable Construction: The solid engineered wood core resists cracking or warping due to humidity changes, ensuring long-lasting performance
- Versatile Finish: Prefinished in a white primer, this door can also be painted to match your specific decor
- Install using front mount door barn door hardware system



**1-PANEL
PRIMED WHITE**

36" x 84" x 1-3/8"
BD042M09MW1MWE36084



**SOLID CORE K-DESIGN
PRIMED WHITE**

36" x 84" x 1-3/8"
BD052M09MW1MWE36084



**PURE
PRIMED WHITE**

36" x 84" x 1-3/8"
RDPUR-33
37" x 84" x 1
RDPUR-37



**CHEVRON
PRIMED WHITE**

33" x 84" x 1-3/8"
RDCHV-33
37" x 84" x 1-3/8"
RDCHV-37

Barn Door Slabs

Continental Collection | Prefinished Solid Core

Inspired by the simplicity of Scandinavian design, these glass barn doors bridge classic to contemporary styles and décor. Our Continental Collection welcomes natural light and offers a unique focal point for any interior space.



**CRISTO 1-LITE
IRON AGE**

36" x 84" x 1-3/8"
BD054W09IA1TGE36084




**HALL 3-LITE
IRON AGE**

36" x 84" x 1-3/8"
BD061W09IA3TGE36084



**PROVINCIAL 8-LITE
WHITE**

36" x 84" x 1-3/8"
BD137W12BW1TGE36084



**3-LITE
WHITE WOODGRAIN**

37" x 84" x 1-3/8"
RV3LW-37

Brownstone Collection | Prefinished Solid Core

Brownstone engineered solid wood barn doors are modern, durable, meticulously built and carefully prefinished in a variety of distinct colors, textures and finishes. The subtle design of these engineered sliding barn doors includes such authentic features as knots and fine grain detail.



**STONE K-DESIGN
BRIGHT WHITE**

36" x 84" x 1-3/8"
BD052W09BW1BWE36084
42" x 84" x 1-3/8"
BD052W09BW1BWE42084



**STONE K-DESIGN
SILVER OAK**

36" x 84" x 1-3/8"
BD052W09GY1GYE36084
42" x 84" x 1-3/8"
BD052W09GY1GYE42084



**STONE K-DESIGN
BARNWOOD OAK**

36" x 84" x 1-3/8"
BD052W09DW1DWE36084

Barn Door Slabs

Brownstone Collection | Prefinished Hollow Core

Brownstone hollow core barn door slabs are prefinished featuring a durable, scratch resistant finish which is lightweight and easy to hang while saving time and money with no painting, staining or mess.



SHACK

33" x 84" x 1-3/8"
RDCBH-33
37" x 84" x 1"
RDCBH-37




SUMMIT BROWN

37" x 84" x 1-3/8"
RHSM37-B




SUMMIT GREY

37" x 84" x 1-3/8"
RHSM37-G



ARROW BLACK BROWN

36" x 84"
BD135W09MB1MBE36084
36" x 88"
AW135W11CA1CAE36088
42" x 88"
AW135W11CA1CAE42088



BISTRO CHALKBOARD

33" x 84"
RDBIS-33
37" x 84"
RDBIS-37

Barn Door Slabs

Heritage Collection | Unfinished Pine

These beautifully designed doors can be paired with our traditional barn door hardware. Extra wide doors ensure the opening is fully covered. Multi-layer wood construction which ensures that the doors remain intact despite seasonal fluctuations of humidity.



SALINAS Z-DESIGN
**NATURAL PINE STAIN/
PAINT READY**

36" x 84" x 1-3/8"
BD053B09PN1PNE36084



CHALET Z-DESIGN

33" x 84" x 1-3/8"
37" x 84" x 1-3/8"
42" x 84" x 1-3/8"
RDC38-33 | RDC38-37



ARTISAN K-DESIGN

33" x 84" x 1-3/8"
37" x 84" x 1-3/8"
42" x 84" x 1-3/8"
RDK38-33 | RDK38-37 | RDK38-42



ARTISAN K-DESIGN

18" x 84" x 1-3/8"
26" x 84" x 1-3/8"
33" x 84" x 1-3/8"
37" x 84" x 1-3/8"
42" x 84" x 1-3/8"
RDR38-18 | RDR38-26 | RDR38-33
RDR38-37 | RDR38-42



SHAKER 3-LITE

33" x 84" x 1-3/8"
37" x 84" x 1-3/8"
RDSHK-33 | RDSHK-37



COUNTRY

33" x 84" x 1-3/8"
37" x 84" x 1-3/8"
42" x 84" x 1-3/8"
RDCNY-33 | RDCNY-37 | RDCNY-42



RANCH 2-LITE

33" x 84" x 1-3/8"
37" x 84" x 1-3/8"
42" x 84" x 1-3/8"
RDE38-33 | RDE38-37 | RDE38-42



MAGNOLIA DOUBLE X

33" x 84" x 1-3/8"
37" x 84" x 1-3/8"
42" x 84" x 1-3/8"
RDMAG-33 | RDMAG-37 | RDMAG-42



STATION

33" x 84" x 1-3/8"
37" x 84" x 1-3/8"
42" x 84" x 1-3/8"
RDSTA-33 | RDSTA-37 | RDSTA-42



FULL CHECK

33" x 84" x 1-3/8"
37" x 84" x 1-3/8"
42" x 84" x 1-3/8"
RDFCK-33 | RDFCK-37 | RDFCK-42

Barn Door Slabs

Heritage Collection | Unfinished Pine

These beautifully designed doors can be paired with our traditional barn door hardware. Extra wide doors ensure the opening is fully covered. Multi-layer wood construction which ensures that the doors remain intact despite seasonal fluctuations of humidity.



HALF-CHECK

33" x 84" x 1-3/8"
37" x 84" x 1-3/8"
42" x 84" x 1-3/8"
RDHCK-33 | RDHCK-37
RDHCK-42



CRAFTSMAN

33" x 84" x 1-3/8"
37" x 84" x 1-3/8"
42" x 84" x 1-3/8"
RDCNY-33 | RDCNY-37
RDCNY-42



BARREL

33" x 84" x 1-3/8"
37" x 84" x 1-3/8"
42" x 84" x 1-3/8"
RDBRL-33 | RDBRL-37
RDBRL-42



6-PANEL

33" x 84" x 1-3/8"
37" x 84" x 1-3/8"
42" x 84" x 1-3/8"
RD6PA-33 | RD6PA-37
RD6PA-42



CELLAR

33" x 84" x 1-3/8"
37" x 84" x 1-3/8"
RDCHM-33 | RDCHM-37



5-LITE

33" x 84" x 1-3/8"
37" x 84" x 1-3/8"
42" x 84" x 1-3/8"
RDFLI-33 | RDFLI-37
RDFLI-42



MILAN

33" x 84" x 1-3/8"
37" x 84" x 1-3/8"
RDMIL-33 | RDMIL-37




1-LITE

33" x 84" x 1-3/8"
37" x 84" x 1-3/8"
RDDOLI-33 | RDOLI-37




REFLEX MIRROR

33" x 84" x 1-3/8"
37" x 84" x 1-3/8"
RDRFX-33 | RDRFX-37



ARTIS

33" x 84" x 1-3/8"
37" x 84" x 1-3/8"
RDART-33 | RDART-37



**HERRINGBONE
STAINED GREY**

36" x 84" x 1-3/8"
BD059C01NS1NSE36084

HARDWARE



SPECTRUM BENT STRAP

78 3/4" & 96" TRACK | BD102K

Barn Door Hardware

Spectrum Barn Door Hardware | 250 lb



SPECTRUM BENT STRAP



BRONZE

78 3/4" Track
BD102K-07800-BR
96" Track
BD102K-09600-BR



STAINLESS STEEL

78 3/4" Track
BD102K-07800-SS
96" Track
BD102K-09600-SS



MATTE BLACK

78 3/4" Track
BD102K-07800-MB
96" Track
BD102K-09600-MB



RAW STEEL

78 3/4" Track
BD205-07800-RW
96" Track
BD205-09600-RW



BRIGHT GOLD

78 3/4" Track
SB78RR-BG-ECOM
96" Track
SB96RR-BG-ECOM

SPECTRUM STRAIGHT STRAP



BRONZE

78 3/4" Track
BD100K-07800-BR
96" Track
BD100K-09600-BR



STAINLESS STEEL

78 3/4" Track
BD100K-07800-SS
96" Track
BD100K-09600-SS



MATTE BLACK

78 3/4" Track
BD100K-07800-MB
96" Track
BD100K-09600-MB

SPECTRUM FLAT TRACK REPLACEMENT



MATTE BLACK

78 3/4" Track
BD5000-07800-MB
96" Track
BD5000-09600-MB



STAINLESS STEEL

78 3/4" Track
BD5000-07800-SS
96" Track
BD5000-09600-SS



BRONZE

78 3/4" Track
BD5000-07800-BR
96" Track
BD5000-09600-BR

SPECTRUM TOP OF DOOR STRAP



BRONZE

78 3/4" Track
BD101K-07800-BR
96" Track
BD101K-09600-BR



STAINLESS STEEL

78 3/4" Track
BD101K-07800-SS
96" Track
BD101K-09600-SS



MATTE BLACK

78 3/4" Track
BD101K-07800-MB
96" Track
BD101K-09600-MB

For more Replacement Hardware information & pricing, see our 2024 Price List

Barn Door Hardware

Spectrum Barn Door Hardware | 250 lb

Adding the finishing touches to any renovation or decorating project can complete a homes look. A sliding barn door kit plays an important role in enhancing the style of a space. With a multitude of choices available, factors to consider can include how well a particular style or finish complements the overall design theme and how the hardware will function within the space relative to other important decor items. Sliding barn door hardware is like adding jewelry to a room, the personality that makes the room reflect the home owners style and interests.




**SPECTRUM ARROW
BENT STRAP
78 3/4" TRACK**

Matte Black | SB78MR-BL




**SPECTRUM WAGON
BENT STRAP
78 3/4" TRACK**

Matte Black | BD197-07800-MB
Satin Nickel | BD204-07800-SN
Raw Steel | BD208-07800-RW




**SPECTRUM WAGON WHEEL
TOP MOUNT
78 3/4" TRACK**

Matte Black | BD196-07800-MB
Satin Nickel | BD203-07800-SN
Raw Steel | BD207-07800-RW



**SPECTRUM HORSESHOE
BENT STRAP
78 3/4" TRACK**

Matte Black | BD195-07800-MB
Satin Nickel | BD199-07800-SN
Raw Steel | BD206-07800-RW



**SPECTRUM CACHE
TOP MOUNT MINI
78 3/4" TRACK**

Matte Black | SB78SR-BL

Barn Door Hardware

Spectrum Barn Door Hardware | 125 - 250 lb

Adding the finishing touches to any renovation or decorating project can complete a homes look. A sliding barn door kit plays an important role in enhancing the style of a space. With a multitude of choices available, factors to consider can include how well a particular style or finish complements the overall design theme and how the hardware will function within the space relative to other important decor items. Sliding barn door hardware is like adding jewelry to a room, the personality that makes the room reflect the home owners style and interests.



**SPIRIT 2-PIECE
BENT STRAP | 125 LB
78" TRACK**

2-Piece | SR78I2-BL
1-Piece | SB78R2-BL




**CADIUM
BENT STRAP | 150 LB
78" TRACK**

78" Track | BD202K-07800-MB
96" Track | BD202K-09600-MB



**CITI ROUNDED
BENT STRAP | 250 LB (WHITE)
78" TRACK**

Matte Black | SB78CI-WT



**CHARIOT 15"
BENT STRAP | 250 LB**

Matte Black | SB78CH-BL




**DIAMOND
BENT STRAP | 125 LB**

Matte Black | SB78DI-BL

Barn Door Hardware


Tubular Track Design | 250 lb

Discover the elegance and functionality of Tubular Barn Door Hardware, available in four distinct styles to suit any decor. Each style features high-quality steel construction, ensuring durability and smooth operation for years to come. The sleek, modern designs not only save space but also add a contemporary touch to your home or office. Easy to install with included mounting hardware, these barn door kits provide a seamless transition between rooms. Styled in stainless steel finish to perfectly match your aesthetic while enjoying the benefits of effortless sliding doors.



**MINI LOFT TUBULAR | 250 LB
78 3/4" TRACK**

White | SL78MR-WT



**LOFT TUBULAR | 250 LB
78 3/4" TRACK**

Stainless Steel | SL78RR-BN



**URBANO TUBULAR | 250 LB
78 3/4" TRACK**

Stainless Steel | SL78UB-BN



**G-LOFT TUBULAR | 250 LB
78 3/4" TRACK**

Stainless Steel | SL78GR-BN

Barn Door Hardware

Easy Latch Privacy Barn Door Hardware Kit

Barn Door Easy Latch Hardware is designed to give you the privacy you need in your home without compromising style or function. Our Easy Latch is compatible with most flat track barn door hardware systems making this a simple DIY installation. Ease of operation makes Easy Latch ADA compliant which is ideal for many commercial and hospitality applications.



MATTE BLACK FINISH

BDF8000-MB

Features & Benefits

- The Easy Latch is surface mounted without the need to remove the door making the installation process quick and easy
- The locking bar easily mounts to the edge of the door and does not require drilling into your wall or door jamb eliminating any damage to your existing opening
- The easy to operate, American Disability Act (ADA) compliant lever secures the door from the inside providing privacy control in applications such as an ensuite bathroom or office



Barn Door Hardware

Bi-Parting Barn Door Hardware Kits

Innovative cable-driven synchronizing technology enables the simultaneous opening and closing of bi-parting doors with just one hand. By pulling on one handle, both doors glide open or closed in unison. Add functionality and versatility with this easy-to-install hardware offering.



MATTE BLACK FINISH

78-3/4" Track Length | BD910-07800-MB
78-3/4" Track Extension Kit | BD910-07800-MBEXT
83-7/8" Track Length | BD910-08300-MB
83-7/8" Track Extension Kit | BD910-08300-MBEXT
96" Track Length | BD910-09600-MB

Features & Benefits

- Synchronizing Barn door hardware kit—allows for simultaneous opening and closing of two bi-parting doors. An added convenience, instead of having to open each side at a time
- Can be used with existing doors or as a new installation
- Available in 78-3/4", 83-7/8" or 96" track lengths. For a pair of doors larger than 24" the additional track extension hardware kit is needed
- 78-3/4" Track is compatible with (x2) 12", (x2) 15" and (x2) 18" wide doors. For (x2) 36" wide doors the 78-3/4" Track Extension Hardware Kit is also needed
- 83-7/8" Track is compatible with (x2) 21" wide doors. For (x2) 42" wide doors the 83-7/8" Track Extension Hardware Kit is also needed
- 96" Track is compatible with (x2) 24" wide door slabs
- Doors sold separately



Barn Door Hardware

Single Track Bypass Barn Door Hardware Kits

Innovative single-track bypass barn door hardware kit eliminates the bulk of a traditional bypassing system by removing one of the tracks which allows your doors to be closer to the wall. This provides more privacy and space within your room.



Features & Benefits

- Hardened Steel Hardware with offset hangers designed to allow two panels to bypass over an opening on a single flat track
- Each kit includes all hanging hardware for panels weighing a combined 250 lb
- 78-3/4" Track is compatible with (x2) 12", (x2) 15", (x2) 18", (x2) 30" and (x2) 36" wide door slabs
- 96" Track is compatible with (x2) 42" wide door slabs
- Doors sold separately



MATTE BLACK FINISH

78" Track Length | BD280K-07800-MB
96" Track Length | BD280K-09600-MB





SATIN NICKEL FINISH

78" Track Length | BD280K-07800-SN
96" Track Length | BD280K-09600-SN

Barn Door Hardware

Easy Clip Soft Close Hardware Kits

Easy Clip Soft Close attachment is designed to install quickly and discretely onto most flat track barn door hardware kits. This patent-pending low profile innovation is hidden behind the track and can be easily installed in minutes to any new or previously mounted barn door kit. The first of its kind exclusively for barn doors attaches on both ends of the track for smooth travel and effortless open and close functionality.



MATTE BLACK FINISH

MODEL	SUPPORTED DOOR WEIGHT
BDF960-1020-MB	10–20 kg (22–44 lb)
BDF960-2040-MB	20–40 kg (44–88 lb)
BDF960-4060-MB	40–60 kg (88–132 lb)
BDF960-6085-MB	60–80 kg (132–187 lb)

Features & Benefits

- The low-profile Easy Clip Soft Close is concealed behind the track and does not affect the look of your hardware
- Kit includes 2 Easy Clip Soft Close attachments for both ends of your track to open and close quietly and effortlessly
- Installs in minutes to most flat track barn door kits. Mounts directly to your previously installed hardware

Barn Door Accessories

Barn door hardware assortment has various distinct handle options to add a subtle or dramatic effect to your door.

BARN DOOR HANDLE WITH FLUSH PULL



BD414-MB

BD414-SN

PRIVACY LOCKS



MATTE BLACK

BD250-MB



STAINLESS STEEL

BD250-SS

ACCENT HANDLES



MATTE BLACK

BD450-MB



STAINLESS STEEL

BD450-SS



BRONZE

BD450-BR

ACCENT HANDLES



BD410-MB



BD411-MB



BD412-MB



BD413-MB



BD413-SN



2102195-HB



2102194-HB



2102200-BL



2102192



2102193-BN

Flush Pulls



6 1/2" (165 mm)



6 1/2" (165 mm)



6 1/2" (165 mm)



MATTE BLACK

2102198-BL



BRUSHED NICKEL

2102198-BN



SATIN BLACK

2102197-BL



BRUSHED NICKEL

2102197-BN

Renin

110 Walker Drive
Brampton ON, L6T 4H6
Canada

1141 Ryder Street
Tupelo MS, 38804
USA

1-800-493-5263

www.renin.com
info@renin.com
orders@renin.com

Follow us



DISTRIBUTED BY

HD SUPPLY

