

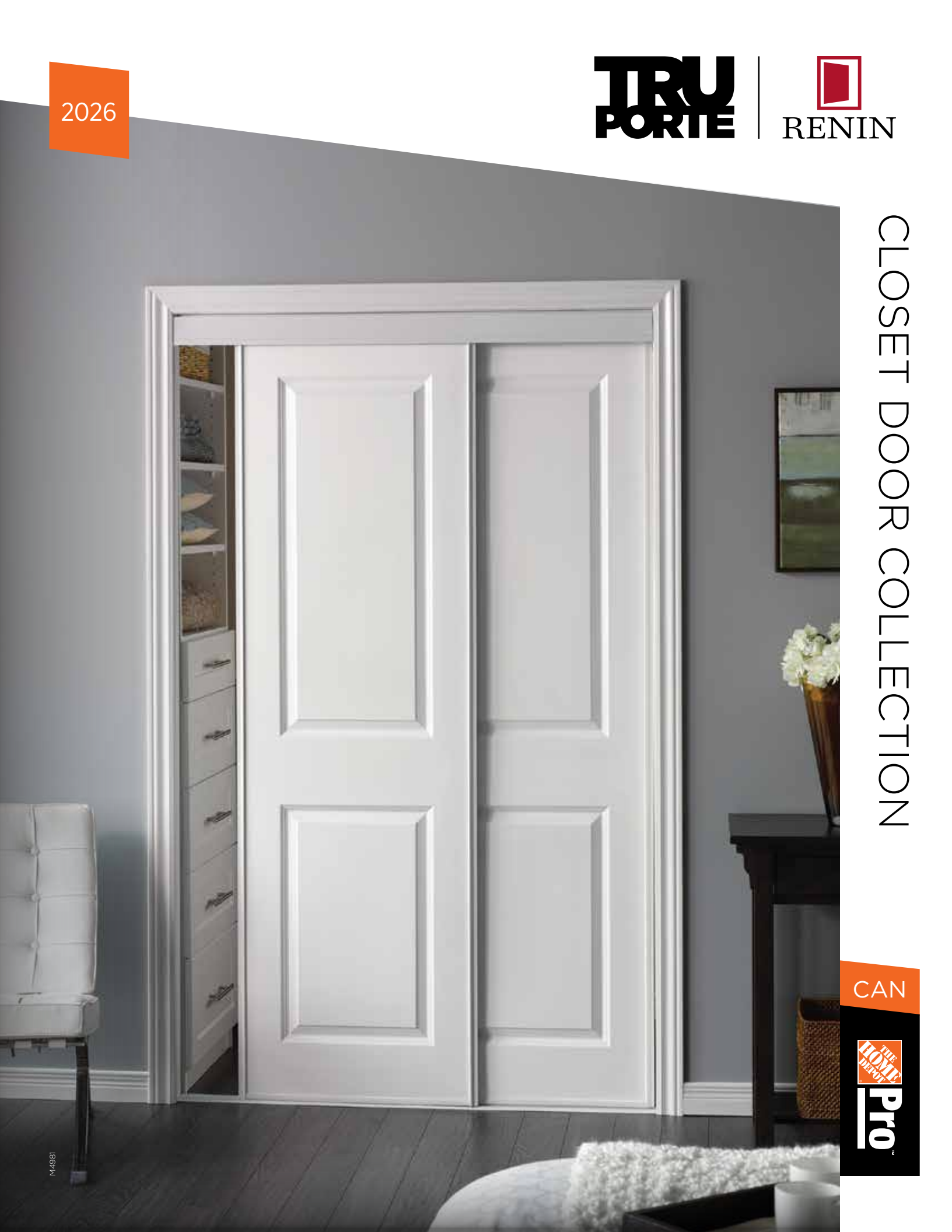
2026

**TRU
PORTE**



RENIN

CLOSET DOOR COLLECTION



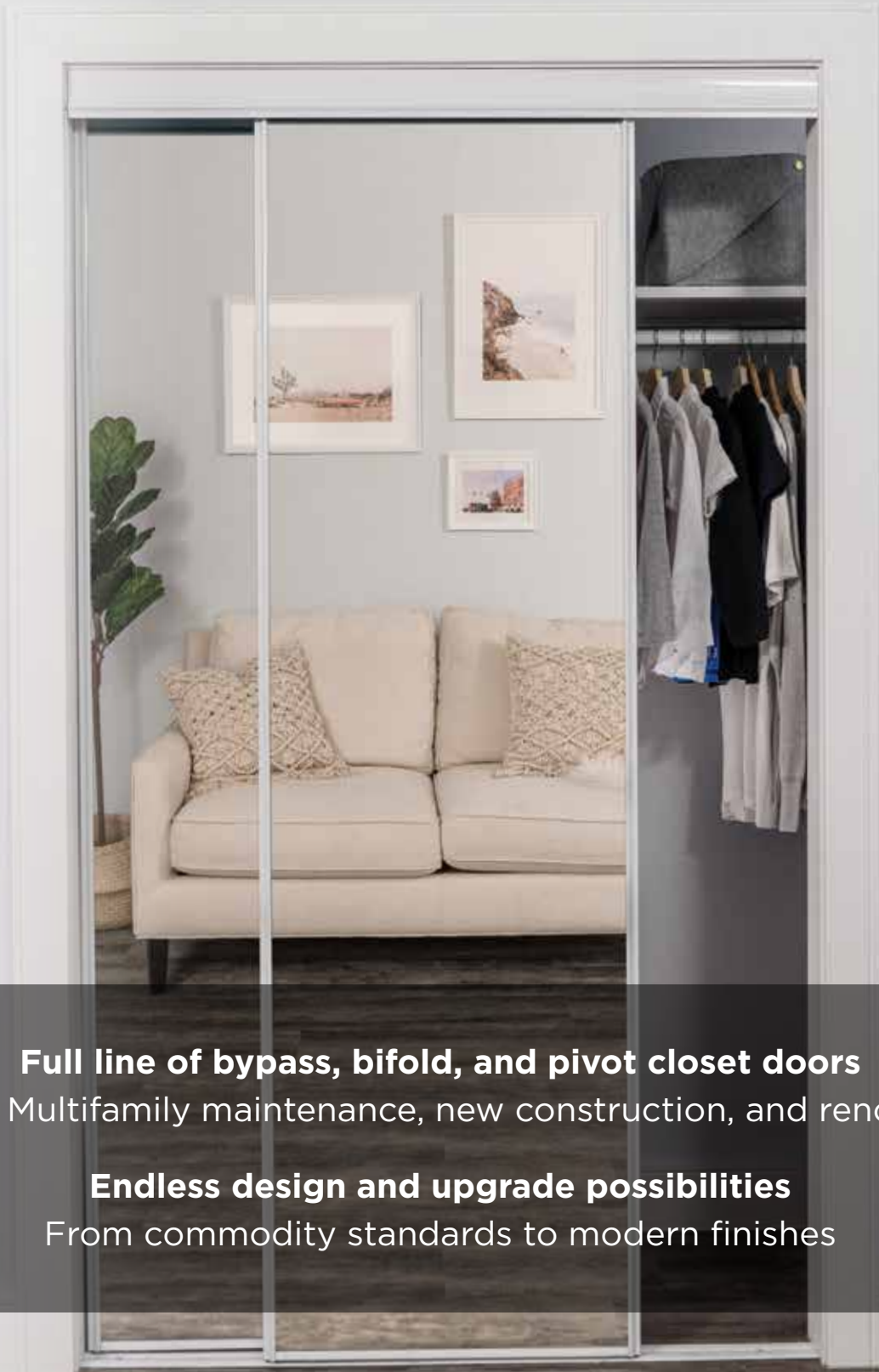
CAN



Pro

M4981

WAREHOUSE



Full line of bypass, bifold, and pivot closet doors

Ideal for Multifamily maintenance, new construction, and renovations.

Endless design and upgrade possibilities

From commodity standards to modern finishes

MODEL BY0120 / IN-STOCK

Slimline Framed with Clear Mirror Insert

Closet Doors

Sometimes, what's within your closet needs a bit of covering up. Save space in small rooms by adding a sliding closet door to your enclosures, utilize a bifold closet door to stack up on style or try a pivot closet door to replace any memories of having a basic closet.



**PARSONS
FLUSH PANEL**
BY0100BWWT / IN-STOCK



**GEORGIAN
6-PANEL**
BY0106BWWT / IN-STOCK



**ASHBURY
2P SQUARE**
BY0108BWPR / SPECIAL ORDER



**SLIMLINE FRAMED
MIRROR**
BY0120 / BY0220 / IN-STOCK



**CONTEMPORARY
FRAMED MIRROR**
BY0230ASCL / SPECIAL ORDER



**FRAMED MIRROR
BIFOLD**
BI0221BWCL / SPECIAL ORDER



**3-LITE FROSTED
GLASS**
EU2030BWFG / SPECIAL ORDER



**HARMONY MIRROR
BYPASS**
EU3210PW / SPECIAL ORDER



**3-LITE BIFOLD
GLASS**
EU3150IA / SPECIAL ORDER



**1-LITE PIVOT
GLASS**
PV5401ES / SPECIAL ORDER



**4-LITE BYPASS
BLACK**
CO485 / SPECIAL ORDER



**ROOM DIVIDER
SYSTEMS**
7041 / SPECIAL ORDER

Flush Panel Design Closet Doors

Sliding Bypass Doors are the perfect closet doors for any room. Smoothly rolling from side to side, they give you full access to all of the space in your closet.



Technical Specifications

Model Name: Parsons

Product Number	BY0100BWWT
Frame Finish / Color	Bright White
Function	Sliding Bypass
Door Insert Type	Prefinished (Painted White) Panel Board
Door Frame Type	Steel
Track Type	Top Roll System Steel
Product Grade	Residential/Commercial

Size	Renin Model #	HD Supply Part #	THD Article #
48" x 80"	BY0100BWWTC048080	833155	1001806245
60" x 80"	BY0100BWWTC060080	833160	1001806247
72" x 80"	BY0100BWWTC072080	833156	1001806244
84" x 80"	BY0100BWWTC084080	S/O	MyCD S/O or call for Bulk Quote
96" x 80"	BY0100BWWTE096080	S/O	MyCD S/O or call for Bulk Quote
120" x 80"	BY0100BWWTC120080	S/O	MyCD S/O or call for Bulk Quote
48" x 96"	BY0100BWWTC048096	S/O	MyCD S/O or call for Bulk Quote
60" x 96"	BY0100BWWTC060096	S/O	MyCD S/O or call for Bulk Quote
72" x 96"	BY0100BWWTC072096	S/O	MyCD S/O or call for Bulk Quote

Frame Finish / Color




Bright White

Features & Benefits

- Easy-Hang hardware allow doors to lift and hook onto the top roll track system for fast installation
- Easy to maintain, light-weight prefinished flat white boards
- Adjustable Easy-Hang hardware correct out-of-square door openings improving installation appearance and operation
- Low profile Invisi-Track provides a hazard-free opening that allows for easy cleaning and smooth traveling doors
- Slimline steel frame with integrated handle design
- Top roll sliding system with Quick-Click Anti-Jump bottom guide connector ensures doors do not disengage from the track

*Custom sizes available in this product model

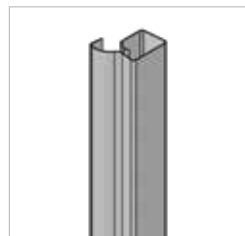
Door Components



Tracks | Top Roll



Top Roller



Slimline



Bottom Guide

Molded 6-Panel Design Closet Doors

Sliding Bypass Doors are the perfect closet doors for any room. Smoothly rolling from side to side, they give you full access to all of the space in your closet.



Technical Specifications

Model Name: Parsons

Product Number	BY0106BWWT
Frame Finish / Color	Bright White
Function	Sliding Bypass
Door Insert Type	Prefinished (Painted White) Panel Board
Door Frame Type	Steel
Track Type	Top Roll System Steel
Product Grade	Residential/Commercial

Size	Renin Model #	HD Supply Part #	THD Article #
48" x 80"	BY0106BWWTC048080	833251	1000173144
60" x 80"	BY0106BWWTC060080	833252	1000173145
72" x 80"	BY0106BWWTC072080	833253	1000173146
48" x 96"	BY0106BWWTC048096	S/O	MyCD S/O or call for Bulk Quote
60" x 96"	BY0106BWWTC060096	S/O	MyCD S/O or call for Bulk Quote
72" x 96"	BY0106BWWTC072096	S/O	MyCD S/O or call for Bulk Quote

*No custom sizes available in this style

Frame Finish / Color




Bright White

Features & Benefits

- Easy-Hang hardware allow doors to lift and hook onto the top roll track system for fast installation
- Easy to maintain, light-weight prefinished flat white boards
- Adjustable Easy-Hang hardware correct out-of-square door openings improving installation appearance and operation
- Low profile Invisi-Track provides a hazard-free opening that allows for easy cleaning and smooth traveling doors
- Slimline steel frame with integrated handle design
- Top roll sliding system with Quick-Click Anti-Jump bottom guide connector ensures doors do not disengage from the track

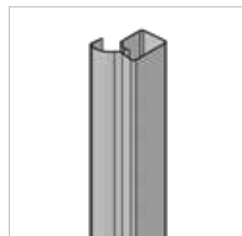
Door Components



Tracks | Top Roll



Top Roller



Slimline



Bottom Guide

Molded 2-Panel Design Closet Doors

Sliding Bypass Doors are the perfect closet doors for any room. Smoothly rolling from side to side, they give you full access to all of the space in your closet.



Technical Specifications

Model Name: Ashbury

Product Number	BY0108BWPR
Frame Finish / Color	Bright White
Function	Sliding Bypass
Door Insert Type	Prefinished (Painted White) Molded Panel Board
Door Frame Type	Steel
Track Type	Top Roll System Steel
Product Grade	Residential/Commercial

Size	Renin Model #	SPECIAL ORDER ONLY
48" x 80"	BY0108BWPRC048080	SPECIAL ORDER ITEMS
60" x 80"	BY0108BWPRC060080	SPECIAL ORDER ITEMS
72" x 80"	BY0108BWPRC072080	SPECIAL ORDER ITEMS

*No custom sizes available in this style

Frame Finish / Color




Bright White

Features & Benefits

- Easy-Hang hardware allow doors to lift and hook onto the top roll track system for fast installation
- Easy to maintain, light-weight prefinished flat white boards
- Adjustable Easy-Hang hardware correct out-of-square door openings improving installation appearance and operation
- Low profile Invisi-Track provides a hazard-free opening that allows for easy cleaning and smooth traveling doors
- Slimline steel frame with integrated handle design
- Top roll sliding system with Quick-Click Anti-Jump bottom guide connector ensures doors do not disengage from the track

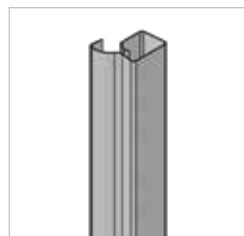
Door Components



Tracks | Top Roll



Top Roller



Slimline



Bottom Guide

Slimline Framed Mirror Closet Doors

Sliding Bypass Doors are the perfect closet doors for any room. Smoothly rolling from side to side, they give you full access to all of the space in your closet.



Technical Specifications

Model Name: Model 120

Product Number	BY0120ASCL, BY0120BWCL
Frame Finish / Color	Arctic Silver, Bright White, Satin Gold, Black
Function	Sliding Bypass
Door Insert Type	Prefinished Clear Mirror Insert
Door Frame Type	Steel
Track Type	Top Roll System Steel
Product Grade	Residential/Commercial

Size	Renin Model #	HD Supply Part #	THD Article #
36" x 80"	BY0120BWCLE036080	S/O	MyCD S/O or call for Bulk Quote
48" x 80"	BY0120BWCLC048080	833170	1008408906
60" x 80"	BY0120BWCLC060080	833172	1008408907
72" x 80"	BY0120BWCLC072080	833173	1008408910
36" x 80"	BY0120ASCLC036080	S/O	MyCD S/O or call for Bulk Quote
48" x 80"	BY0120ASCLC048080	S/O	MyCD S/O or call for Bulk Quote
60" x 80"	BY0120ASCLC060080	S/O	MyCD S/O or call for Bulk Quote
72" x 80"	BY0120ASCLC072080	S/O	MyCD S/O or call for Bulk Quote
48" x 80"	BY0120MBCLJ048080	S/O	1001892499
60" x 80"	BY0120MBCLJ060080	S/O	1001892500
72" x 80"	BY0120MBCLJ072080	S/O	1001892701

Frame Finish / Color



Arctic Silver



Bright White



Satin Gold




Black

Features & Benefits

- Easy-Hang hardware allow doors to lift and hook onto the top roll track system for fast installation
- Easy to maintain, light-weight prefinished clear mirror insert
- Adjustable Easy-Hang hardware correct out-of-square door openings improving installation appearance and operation
- Low profile Invisi-Track provides a hazard-free opening that allows for easy cleaning and smooth traveling doors
- Slimline steel frame with integrated handle design
- Top roll sliding system with Quick-Click Anti-Jump bottom guide connector ensures doors do not disengage from the track

*Custom sizes available to be made in Model 220

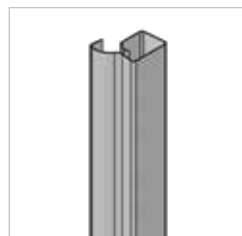
Door Components



Tracks | Top Roll



Top Roller



Slimline



Bottom Guide

Slimline Framed Mirror Design Closet Doors

Sliding Bypass Doors are the perfect closet doors for any room. Smoothly rolling from side to side, they give you full access to all of the space in your closet.



Technical Specifications

Model Name: Model 220

Product Number	BY0220ASWT
Frame Finish / Color	Arctic Silver, Bright White, Satin Gold, Black
Function	Sliding Bypass
Door Insert Type	Prefinished Clear Mirror Insert
Door Frame Type	Steel
Track Type	Bottom Roll System Steel
Product Grade	Residential/Commercial

Size	Renin Model #	SPECIAL ORDER ONLY
48" x 80"	BY0220MBCLC048080	SPECIAL ORDER ITEMS
60" x 80"	BY0220MBCLC060080	SPECIAL ORDER ITEMS
72" x 80"	BY0220MBCLC072080	SPECIAL ORDER ITEMS
96" x 80"	BY0220MBCLC096080	SPECIAL ORDER ITEMS
108" x 80"	BY0220MBCLC0108080	SPECIAL ORDER ITEMS
120" x 80"	BY0220MBCLC0120080	SPECIAL ORDER ITEMS
144" x 80"	BY0220MBCLC0144080	SPECIAL ORDER ITEMS
192" x 80"	BY0220MBCLC0192080	SPECIAL ORDER ITEMS

*Custom sizes available in this product model
 *All widths also available in 96" tall


Frame Finish / Color



Features & Benefits

- Easy-Glide hardware allow doors to travel effortlessly
- Easy to maintain, Safety-Shield backed clear-mirror panels
- Adjustable Quick-Click guides correct out-of-square door openings improving installation appearance and operation
- Low profile Invisi-Track provides a hazard-free opening that allows for easy cleaning and smooth traveling doors
- Slimline steel frame with integrated handle design
- Bottom roll sliding system with Quick-Click Anti-Jump connector that ensures doors do not disengage from the track

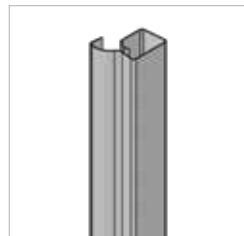
Door Components



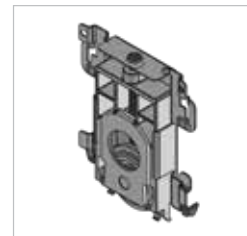
Tracks | Bottom Roll



Top Guide



Slimline



Bottom Roller

Contemporary Framed Mirror Design Closet Doors

Sliding Bypass Doors are the perfect closet doors for any room. Smoothly rolling from side to side, they give you full access to all of the space in your closet.



Frame Finish / Color



Arctic Silver



Bright White

Features & Benefits

- Easy-Glide hardware allow doors to travel effortlessly
- Easy to maintain, Safety-Shield backed clear-mirror panels
- Adjustable Quick-Click guides correct out-of-square door openings improving installation appearance and operation
- Low profile Invisi-Track provides a hazard-free opening that allows for easy cleaning and smooth traveling doors
- Contemporary Wide Curved Stile steel frame with integrated handle design
- Bottom roll sliding system with Quick-Click Anti-Jump connector that ensures doors do not disengage from the track

Technical Specifications


Model Name: Model 230

Product Number	BY0230ASCL, BY0230BWCL
Frame Finish / Color	Arctic Silver, Bright White
Function	Sliding Bypass
Door Insert Type	Prefinished Clear Mirror Insert
Door Frame Type	Steel
Track Type	Bottom Roll System Steel
Product Grade	Residential/Commercial

Size	Renin Model #	SPECIAL ORDER ONLY
48" x 80"	BY0230BWCLE048080	SPECIAL ORDER ITEMS
60" x 80"	BY0230BWCLE060080	SPECIAL ORDER ITEMS
72" x 80"	BY0230BWCLE072080	SPECIAL ORDER ITEMS
96" x 80"	BY0230BWCLE096080	SPECIAL ORDER ITEMS
48" x 96"	BY0230BWCLC048096	SPECIAL ORDER ITEMS
60" x 96"	BY0230BWCLC060096	SPECIAL ORDER ITEMS
72" x 96"	BY0230BWCLC072096	SPECIAL ORDER ITEMS
96" x 96"	BY0230BWCLC096096	SPECIAL ORDER ITEMS
48" x 80"	BY0230ASCLE048080	SPECIAL ORDER ITEMS
60" x 80"	BY0230ASCLE060080	SPECIAL ORDER ITEMS
72" x 80"	BY0230ASCLE072080	SPECIAL ORDER ITEMS
84" x 80"	BY0230ASCLE084080	SPECIAL ORDER ITEMS
96" x 80"	BY0230ASCLE096080	SPECIAL ORDER ITEMS

*Custom sizes available in this product model

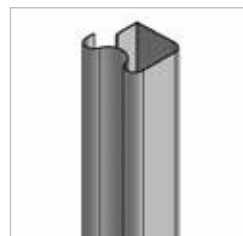
Door Components



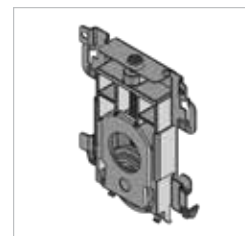
Tracks | Bottom Roll



Top Guide



Contemporary Wide Curved



Bottom Roller

Bifold Hardware Kits



TRACK AND HARDWARE KIT

Size	Renin Model #	HD Supply Part #
24"	BF106K-02400-BW	101202
36"	BF106K-03600-BW	905690

Bifold Track and Hardware Kits

Bifold Hardware track set includes all the hardware required to install your bifold closet panels in 2 or 4 panel configurations. Sleek painted white track with carriers pre-installed and panel hinges will ensure your panels slide effortlessly.

Available in track sizes from 36" - 96".

Bypass Hardware Kits



SLIDING DOOR KIT

Size	Renin Model #	HD Supply Part #
48"	BP102K-04800-BW	101203
60"	BP102K-06000-BW	101204
72"	BP102K-07200-BW	101205

Bypass Hardware Door Kit includes the following:

- Patented dial hangers provide door adjustment without the use of tools
- Permanently lubricated thermoplastic wheels
- Supports panels weighing from 30 - 60 pounds
- Vertical adjustments can be made after installation
- Hanger system allows for easy panel removal

Knock Down Frame Kit

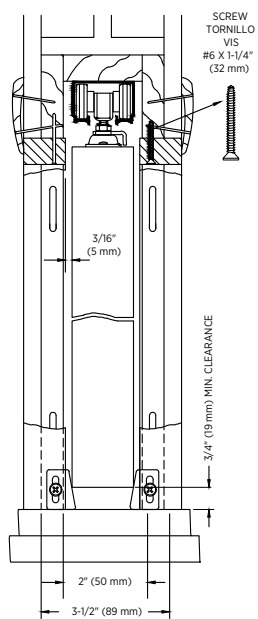
Our adjustable pocket door frame is easy to assemble and is built for an easy installation. Pocket doors are designed to create functionality in a room while utilizing limited space.



Package



Product Specifications

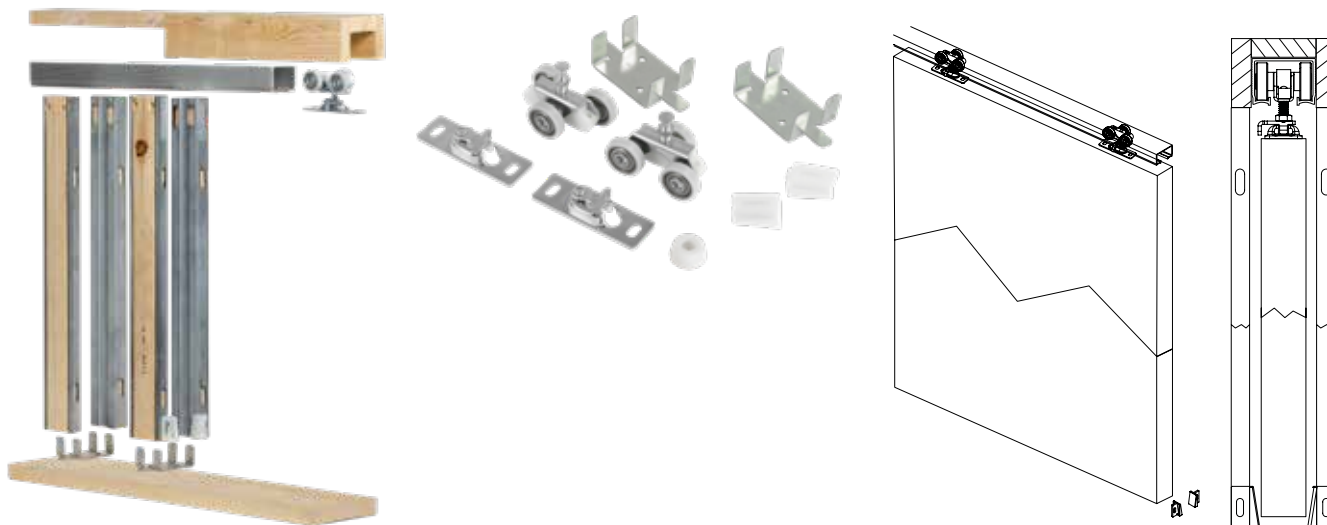


Size	Renin Model #	HD Supply Part #
36" x 80"	PD3068MKDDB	101206

Features

- Knock down design, easy to assemble and transport
- The wheel and ball bearing system allows for smooth rolling
- The aluminum track can hold doors up to 200 lbs

Included Components



SPECIAL ORDER

Full line of bypass, bifold, and pivot closet doors

Ideal for Multifamily maintenance, new construction, and renovations.

Endless design and upgrade possibilities

From commodity standards to modern finishes

LACE 4-LITE X-DESIGN | PURE WHITE

Clear Mirror | EU3265PW

Contemporary Framed Mirror Design Closet Doors

We make it easy to slide sophistication across your closet with sliding bifold doors.



Technical Specifications

Model Name: Model 221

Product Number	BIO221BWCL
Frame Finish / Color	Bright White
Function	Sliding Bifold
Door Insert Type	Prefinished Clear Mirror Insert
Door Frame Type	Steel
Track Type	Bottom Roll System Steel
Product Grade	Residential/Commercial

Size	Renin Model #	SPECIAL ORDER ONLY
24" x 80"	BIO221BWCLC024080	SPECIAL ORDER ITEMS
30" x 80"	BIO221BWCLC030080	SPECIAL ORDER ITEMS
36" x 80"	BIO221BWCLC036080	SPECIAL ORDER ITEMS
48" x 80"	BIO221BWCLC048080	SPECIAL ORDER ITEMS
60" x 80"	BIO221BWCLC060080	SPECIAL ORDER ITEMS
72" x 80"	BIO221BWCLC072080	SPECIAL ORDER ITEMS

*Custom sizes available in this product model

Frame Finish / Color




Bright White

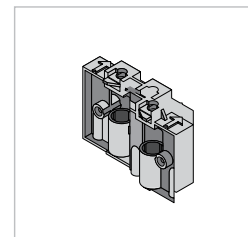
Features & Benefits

- Offset pivot action creates an additional 4" for more complete access to your closet or space
- Increased adjustability for out-of-square door openings improves door appearance and operation
- Easy-Roll connector results in less friction on the track for smoother travel
- Low profile, direct floor-mounted and pre-drilled bottom track for quick installation makes cleaning a breeze
- A metal pull attached to the inside frame stile between panels is used to operate the door

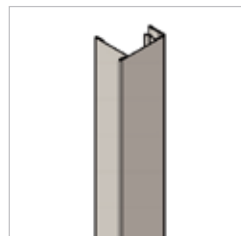
Door Components



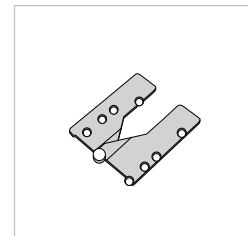
Tracks | Bottom Roll



Corner Block



Slimline



Hinge

Contemporary Framed Panel Design Closet Doors

We make it easy to slide sophistication across your closet with sliding bifold doors.



PREFINISHED WHITE SMOOTH, FLUSH PANEL

BIO221BW10

Size	Renin Model #	SPECIAL ORDER ONLY
24" x 80"	BIO221BW10E024080	SPECIAL ORDER ITEMS
30" x 80"	BIO221BW10E030080	SPECIAL ORDER ITEMS
36" x 80"	BIO221BWCLC036080	SPECIAL ORDER ITEMS
48" x 80"	BIO221BW10E048080	SPECIAL ORDER ITEMS
60" x 80"	BIO221BW10E060080	SPECIAL ORDER ITEMS
72" x 80"	BIO221BW10E072080	SPECIAL ORDER ITEMS

*No custom sizes in this product style



PREFINISHED WHITE TEXTURED, MOLDED 6-PANEL

BIO221BW16

Size	Renin Model #	SPECIAL ORDER ONLY
24" x 80"	BIO221BW16E024080	SPECIAL ORDER ITEMS
30" x 80"	BIO221BW16E030080	SPECIAL ORDER ITEMS
36" x 80"	BIO221BW16E036080	SPECIAL ORDER ITEMS
48" x 80"	BIO221BW16E048080	SPECIAL ORDER ITEMS
60" x 80"	BIO221BW16E060080	SPECIAL ORDER ITEMS
72" x 80"	BIO221BW16E072080	SPECIAL ORDER ITEMS

*No custom sizes in this product style



PREFINISHED WHITE SMOOTH, MOLDED 2-PANEL

BIO221BW18

Size	Renin Model #	SPECIAL ORDER ONLY
24" x 80"	BIO221BW18E024080	SPECIAL ORDER ITEMS
30" x 80"	BIO221BW18E030080	SPECIAL ORDER ITEMS
36" x 80"	BIO221BW18E036080	SPECIAL ORDER ITEMS
48" x 80"	BIO221BW18E048080	SPECIAL ORDER ITEMS
60" x 80"	BIO221BW18E060080	SPECIAL ORDER ITEMS
72" x 80"	BIO221BW18E072080	SPECIAL ORDER ITEMS

*No custom sizes in this product style

Frameless Closet Doors

We make it easy to slide sophistication across your closet with sliding bifold doors.



FRAMELESS BIFOLD, BEVELED EDGE MIRROR

BIO321BAS

Technical Specifications

Model Name: Model 321

Product Number	BIO321BAS, BIO321BBW
Frame Finish / Color	Arctic Silver, Bright White
Function	Sliding Bifold
Door Insert Type	Prefinished Clear Mirror Insert
Door Frame Type	Steel
Track Type	Bottom Roll System Steel
Product Grade	Residential/Commercial

Size	Renin Model #
24" x 80"	BI321BASCLC024080
30" x 80"	BI321BASCLC030080
36" x 80"	BI321BASCLC036080
48" x 80"	BI321BASCLC048080
60" x 80"	BI321BASCLC060080
72" x 80"	BI321BASCLC072080

*Custom sizes available in this style



FRAMELESS BIFOLD, BEVELED EDGE MIRROR

BIO321BBW

Size	Renin Model #	SPECIAL ORDER ONLY
24" x 80"	BI321BBWCLC024080	SPECIAL ORDER ITEMS
30" x 80"	BI321BBWCLC030080	SPECIAL ORDER ITEMS
36" x 80"	BI321BBWCLC036080	SPECIAL ORDER ITEMS
48" x 80"	BI321BBWCLC048080	SPECIAL ORDER ITEMS
60" x 80"	BI321BBWCLC060080	SPECIAL ORDER ITEMS
72" x 80"	BI321BBWCLC072080	SPECIAL ORDER ITEMS

*Custom sizes available in this style

Closet Doors

Prefinished Engineered Wood Bypass Door

Sliding bypass doors are the perfect closet doors for any room. Smoothly rolling from side to side, they give you access to all the space in our closet. Unlike a hinged door, they do not require space within your room to operate. The sleek look of sliding bypass doors conceals clothing and keeps storage out of sight.



**1-LITE
SMOOTH WHITE**

Opaque Glass | CO425
Clear Mirror | CO125



**LOUNGE
WOODGRAIN BLACK**

Opaque Glass | CO460L
Clear Mirror | CO160L



**3-LITE
ANTIQU**

Opaque Glass | CO4823
Clear Mirror | CO1823



**4-LITE
GUNSTOCK**

Opaque Glass | CO434
Clear Mirror | CO134



**5-LITE
CHOCOLATE**

Opaque Glass | CO4175
Clear Mirror | CO1175

COLORS AVAILABLE



BRIGHT WHITE



WOODGRAIN
BLACK



ANTIQU



GUNSTOCK



CHOCOLATE




MOCHA




STEEL GREY

AVAILABLE IN



CLEAR MIRROR
INSERT




OPAQUE GLASS
INSERT

*Custom sizes available in these styles

Closet Doors

Prefinished Engineered Wood Bypass Door

Sliding bypass doors are the perfect closet doors for any room. Smoothly rolling from side to side, they give you access to all the space in our closet. Unlike a hinged door, they do not require space within your room to operate. The sleek look of sliding bypass doors conceals clothing and keeps storage out of sight.



**4-LITE
BRIGHT WHITE**

Opaque Glass | CO488



**4-LITE
WOODGRAIN BLACK**

Opaque Glass | CO485

*Custom sizes available
in these styles

Decor Wrap Engineered Wood Framed Bypass Door

Sliding bypass doors are the perfect closet doors for any room. A modern take on sliding doors with designs to match all door styles within the home. Smoothly rolling from side to side, they give you access to all the space in our closet. Unlike a hinged door, they do not require space within your room to operate. The sleek look of sliding bypass doors conceals clothing and keeps storage out of sight.



**COUNTRYSIDE
ANTIQUE**

COB59K



**COUNTRYSIDE
WHITE**

COL25K



**MISSION
WHITE**

COL57

*No custom sizes available
in these styles

Closet Doors

Prefinished Engineered Wood Bypass & Pivot Door

Our Urban closet door series provides a contemporary alternative to traditional closet doors. Inspired by the style and materials of today's interior barn doors, our Urban series doors are meticulously crafted with the combination of materials including our prefinished, scratch-resistant engineered wood, frosted tempered glass or traditional clear mirror.



**HARMONY 1-LITE
PURE WHITE | CLEAR MIRROR**

EU3210PW

Product Numbers

48" x 80"	EU3210PWCLE048080
60" x 80"	EU3210PWCLE060080
72" x 80"	EU3210PWCLE072080



**TWILIGHT 1-LITE IN PURE WHITE
TEMPERED FROSTED GLASS**

EU3220PW

Product Numbers

48" x 80"	EU3220PWFGE048080
60" x 80"	EU3220PWFGE060080
72" x 80"	EU3220PWFGE072080



**LACE 4-LITE X-DESIGN
PURE WHITE | CLEAR MIRROR**

EU3265PW

Product Numbers

48" x 80"	EU3265PWCLE048080
60" x 80"	EU3265PWCLE060080
72" x 80"	EU3265PWCLE072080

*No custom sizes available in these styles

Closet Doors

Prefinished Engineered Wood Bypass Door

Unlike a hinged door, they do not require space to operate. The sleek look of sliding bypass closet doors conceals clothing and keeps storage out of sight. Our wood frame & glass inserts modernize your space and add light by selecting a bypass door built with full length frosted glass. With a multitude of options you can select an insert pattern to make your design more dynamic.



**1-LITE
BRIGHT WHITE**

EU2010BW



**1-LITE
ESPRESSO**

EU2230ES



**1-LITE
IRON AGE**

EU2450IA



**5-LITE
ESPRESSO**

EU2240ES

Product Numbers

48" x 80"	EU3210PWCLE048080
60" x 80"	EU3210PWCLE060080
72" x 80"	EU3210PWCLE072080

Product Numbers

48" x 80"	EU2230ESFGE048080
60" x 80"	EU2230ESFGE060080
72" x 80"	EU2230ESFGE072080

Product Numbers

48" x 80"	EU2450IAFGE048080
60" x 80"	EU2450IAFGE060080
72" x 80"	EU2450IAFGE072080

Product Numbers

48" x 80"	EU2240ESFGE048080
60" x 80"	EU2240ESFGE060080
72" x 80"	EU2240ESFGE072080



**5-LITE
IRON AGE**

EU2470IA



**3-LITE
OFF-WHITE**

EU2030BW



**3-LITE
ESPRESSO**

EU2290ES



**3-LITE
IRON AGE**

EU2460IA

Product Numbers

48" x 80"	EU2470IAFGE048080
60" x 80"	EU2470IAFGE060080
72" x 80"	EU2470IAFGE072080

Product Numbers

48" x 80"	EU2030BWFGE048080
60" x 80"	EU2030BWFGE060080
72" x 80"	EU2030BWFGE072080

Product Numbers

48" x 80"	EU2290ESFGE048080
60" x 80"	EU2290ESFGE060080
72" x 80"	EU2290ESFGE072080

Product Numbers

48" x 80"	EU2460IAFGE048080
60" x 80"	EU2460IAFGE060080
72" x 80"	EU2460IAFGE072080

Closet Doors

Prefinished Engineered Wood Bifold Door

Sleek and unobtrusive, our sliding bifold closet door systems are available with two or four panels that fold up to maximize your opening.



**1-LITE
OFF-WHITE**

EU3010BW

Product Numbers

24" x 80"	EU3010BWFGE024080
30" x 80"	EU3010BWFGE030080
36" x 80"	EU3010BWFGE036080



**1-LITE
ESPRESSO**

EU3030ES

Product Numbers

24" x 80"	EU3030ESFGE024080
30" x 80"	EU3030ESFGE030080
36" x 80"	EU3030ESFGE036080



**1-LITE
IRON AGE**

EU3110IA

Product Numbers

24" x 80"	EU3110IAFGE024080
30" x 80"	EU3110IAFGE030080
36" x 80"	EU3110IAFGE036080



**3-LITE
OFF-WHITE**

EU3080BW

Product Numbers

24" x 80"	EU3080BWFGE024080
30" x 80"	EU3080BWFGE030080
36" x 80"	EU3080BWFGE036080



**3-LITE
ESPRESSO**

EU3100ES

Product Numbers

24" x 80"	EU3100ESFGE024080
30" x 80"	EU3100ESFGE030080
36" x 80"	EU3100ESFGE036080



**3-LITE
IRON AGE**

EU3150IA

Product Numbers

24" x 80"	EU3150IAFGE024080
30" x 80"	EU3150IAFGE030080
36" x 80"	EU3150IAFGE036080



1-PANEL PASSAGE WAY DOOR SYSTEM

7041 | Top Roll Sliding Door

Room Divider Systems

Across-The-Wall | Extruded Aluminum Door Systems

In fashionable hospitality and commercial environments, interior designers are always on the lookout for stylish products that will enhance the decor of guest rooms while adding to the visitor experience for the busy commercial or vacation traveler. These extruded aluminum doors combine the benefits of quality, lightweight stile and rail construction with a fully glazed glass appearance to let light in or reflect light to brighten the environment.



7039 | BOTTOM ROLL BYPASS 3-PANEL ROOM DIVIDER

Bottom rolled system utilizes ADA compliant tracks for 2-panel or multi-panel solutions allowing wheel-chair accessibility.

Frame Finishes



Satin



Black

Insert Finishes



Clear Mirror



Semi-Opaque Glass



White or Black Back Painted Glass

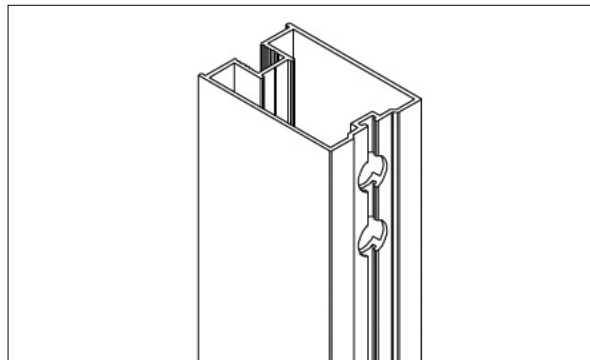


Clear Glass

Features & Benefits

- Modern 2" x 1-3/8" extruded aluminum frame is lightweight for a quiet opening and closing action
- Various frame and insert finishes and materials to match your interior decor
- Opening force meets the requirements of ADA
- Precision bearing rollers provide a smooth, quiet slide that has been tested over 100,000 open/close cycles
- North American Made

PANELS Quantity	PANEL SIZE	
	Width	Height
3	108"	110"
	120"	
	144"	
4	144"	



STILE PROFILE

Standard Sizes

- 36" x 84"
- 42" x 84"
- Custom sizes available in both width & height. Additional panels available based on opening width. Contact us for more information

Specifications

- Clear Mirror | Double-sided 2.8mm with Safety Backing
- White/Black Back Painted Glass | Double-Sided 2.8mm with Safety Backing
- Semi-Opaque Glass | 6mm Frosted Laminated Glass
- Clear Glass | 6mm Frosted Laminated Glass

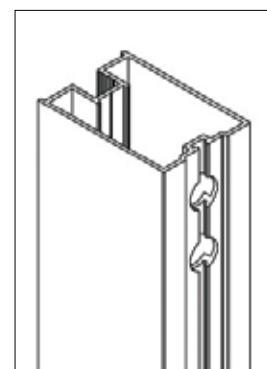
Room Divider Systems

Extruded Aluminum Bypass | Bottom Roll System

In fashionable hospitality and commercial environments, interior designers are always on the lookout for stylish products that will enhance the decor of guest rooms while adding to the visitor experience for the busy commercial or vacation traveler. These extruded aluminum doors combine the benefits of quality, lightweight stile and rail construction with a fully glazed glass appearance to let light in or reflect light to brighten the environment.



PANELS	PANEL SIZE	
Quantity	Width	Height
2	48"	80"
	60"	
	72"	
	84"	
	96"	
3	108"	



Quantity	Width	Height
2	48"	96"
	60"	
	72"	
	84"	
	96"	
3	108"	

STILE PROFILE

7035 | BOTTOM ROLL BYPASS ROOM DIVIDER / CLOSET DOOR SYSTEM

Top roll system with bottom guide track provides travel stability; ideal for wider panel(s) or used in a closet opening.

Frame Finishes



Satin

Insert Finishes



Black




Clear Mirror



Semi-Opaque Glass



White or Black Back Painted Glass



Clear Glass

Standard Sizes

- 48" x 80"
- 60" x 80"
- 72" x 80"
- 84" x 80"
- 96" x 80"
- 108" x 80" (3-panel)
- Custom sizes available in both width & height. Additional panels available based on opening width. Contact us for more information

Features & Benefits

- Modern 2" x 1-3/8" extruded aluminum frame is lightweight for a quiet opening and closing action
- Various frame and insert finishes and materials to match your interior decor
- Opening force meets the requirements of ADA
- Precision bearing rollers provide a smooth, quiet slide that has been tested over 100,000 open/close cycles
- North American Made

Specifications

- Clear Mirror | Double-sided 2.8mm with Safety Backing
- White/Black Back Painted Glass | Double-Sided 2.8mm with Safety Backing
- Semi-Opaque Glass | 6mm Frosted Laminated Glass
- Clear Glass | 6mm Frosted Laminated Glass



110 Walker Drive
Brampton ON, L6T 4H6
Canada

1141 Ryder Street
Tupelo MS, 38804
USA

www.renin.com
info@renin.com
orders@renin.com

Follow us



DISTRIBUTED BY

